

OKLAHOMA SOONERS
(8-9, 2-4 BIG 12)Head Coach: Lon Kruger
Record at OU: 119-66 (6th Year)

vs.

IOWA STATE CYCLONES
(11-6, 3-3 BIG 12)Head Coach: Steve Prohm
Record at ISU: 34-18 (2nd Year)

Saturday, Jan. 21, 2017 ■ 1:00 p.m. CT ■ Norman, Okla. ■ Lloyd Noble Center (11,562) ■ TV: ESPN2 ■ Radio: Sooner Radio Network

OKLAHOMA SCHEDULE/RESULTS

N8	WASHBURN [EXH.]	W, 84-64
N13	NORTHWESTERN STATE	W, 97-61
N17	vs. Tulane#	W, 89-70
N18	vs. Northern Iowa#	L, 67-73 (OT)
N20	vs. Clemson#	W, 70-64
N25	ABILINE CHRISTIAN	W, 72-64
N29	NORTHERN COLORADO	W, 87-66
D3	at Wisconsin	L, 70-90
D7	ORAL ROBERTS	W, 92-66
D10	vs. Wichita State\$	L, 73-76
D17	MEMPHIS	L, 94-99 (OT)
D21	vs. Auburn!	L, 70-74
D30	BAYLOR	L, 50-76
J3	at TCU	L, 57-60
J7	at Kansas State	L, 64-75
J10	KANSAS	L, 70-81
J14	TEXAS TECH	W, 84-75
J18	at West Virginia	W, 89-87 (OT)
J21	IOWA STATE	1 p.m. ESPN2
J23	at Texas	8 p.m. ESPN
J28	FLORIDA%	1 p.m. ESPN
J30	OKLAHOMA STATE	8 p.m. ESPN
F4	at Texas Tech	6 p.m. ESPNU
F8	WEST VIRGINIA	8 p.m. ESPN2
F11	at Iowa State	5 p.m. ESPN2
F14	TEXAS	8 p.m. ESPN2
F18	at Oklahoma State	7 p.m. ESPNU
F21	at Baylor	6 p.m. ESPN2
F25	KANSAS STATE	5 p.m. ESPNU
F27	at Kansas	8 p.m. ESPN
M4	TCU	2 p.m. ESPNEWS
M8-11	Big 12 Championship ^	TBD TBD

All times Central and subject to change

Tire Pros Invitational (Orlando, Fla.)
 \$ All-College Classic (Oklahoma City)
 ! Birthday of Basketball (Uncasville, Conn.)
 % Big 12/SEC Challenge
 ^ Kansas City, Mo.

GETTING SOCIAL WITH THE #SOONERS

Twitter/Instagram.....@OU_MBBall
 Facebook.....OU Mens Basketball
 Snapchat.....OU_MBBall

OU ATHLETICS COMMUNICATIONS

Associate Director/MBB Contact.....Ben Coldagelli
 Email.....bcoldagelli@ou.edu
 Cell.....405-246-5663
 Office.....405-325-7014

OKLAHOMA PROBABLE STARTERS (BASED ON PREVIOUS GAME)

No.	Name	Position	Class	Height	Weight	Hometown (Last School)
10	Jordan Woodard	G	Sr.	6-0	187	Arcadia, Okla. (Edmond Memorial HS)
20	Kameron McGusty	G	Fr.	6-5	191	Katy, Texas (Sunrise Christian Academy [Kan.])
1	Rashard Odomes	G	So.	6-6	212	Copperas Cove, Texas. (Copperas Cove HS)
21	Dante Buford	F	R-So.	6-7	221	Greenville, S.C. (Arlington Country Day School [Fla.])
12	Khadeem Lattin	F	Jr.	6-9	212	Houston, Texas (Redemption Christian Home School Aca.)

OKLAHOMA RESERVES

No.	Name	Position	Class	Height	Weight	Hometown (Last School)
40	Richard Anderson	G	Fr.	6-2	180	Midwest City, Okla. (Midwest City HS)
25	C.J. Cole	F	Sr.	6-7	245	Sperry, Okla. (Sperry HS)
11	Kristian Doolittle	F	Fr.	6-7	236	Edmond, Okla. (Edmond Memorial HS)
5	Matt Freeman	F	R-Fr.	6-10	224	Auckland, New Zealand (Westlake Boys HS)
22	Daniel Harper	G	Sr.	6-1	190	Norman, Okla. (Norman HS)
3	Christian James	G	So.	6-4	218	Houston, Texas (Bellaire HS)
4	Jamuni McNeace	C	R-So.	6-10	215	Kankakee, Ill. (Allen HS)
15	Grant Quinn	G	Fr.	6-4	185	Argyle, Texas (Liberty Christian HS)
13	Jordan Shepherd	G	Fr.	6-2	180	Asheville, N.C. (Asheville Christian HS)
0	Darrion Strong-Moore	G	Jr.	6-1	180	Chicago, Illinois (Coffeyville CC [Kan.])
30	Marshall Thorpe	F	R-Fr.	6-9	235	Tulsa, Okla. (Bishop Kelley HS)

OKLAHOMA STAFF

	Coach	Alma Mater	Year at OU
Head Coach:	Lon Kruger	Kansas State '75	Sixth
Associate Head Coach:	Chris Crutchfield	Nebraska-Omaha '92	Sixth
Assistant Coach:	Carlin Hartman	Tulane '94	First
Assistant Coach:	Kevin Kruger	Arizona State '06	First
Director of Operations:	Mike Shepherd	Kansas State '92	Sixth
Video Coordinator:	Will Saxon	Oklahoma '15	First
Athletics Trainer:	Alex Brown	Appalachian State '79	Thirtieth
Strength and Performance Coach:	Bryce Daub	Central Washington '08	Second

PRONUNCIATION GUIDE

Khadeem Lattin: kuh-DEEM LAT-tin**Rashard Odomes:** ruh-SHARD**Jamuni McNeace:** juh-MUN-ee mick-NEESE**Darrion Strong-Moore:** DARE-ee-on

GAMEDAY STORYLINES

► Since returning to the starting lineup on Jan. 14, senior guard **Jordan Woodard** has helped lead the Sooners to back-to-back victories over Texas Tech and No. 7 West Virginia. In the two wins, Woodard scored 18 points after halftime in each contest, including the game-winning bucket against the Mountaineers with 2.2 seconds remaining in overtime. Woodard has scored over 20 points in each of his last four starts and the Sooners boast an 8-4 record this season with the senior guard in the starting five. He is third in the Big 12 in scoring with 17.7 points per game.


► ESPN's College Basketball Power Index (BPI) ranks the Sooners' strength of schedule as the toughest of any team in the nation. Three of Oklahoma's last six games have been against teams ranked in the top seven of the latest AP Top 25 Poll (No. 2 Kansas, No. 6 Baylor, No. 7 West Virginia).

► Freshman guard **Kameron McGusty** continues to impress through the start of Big 12 play. McGusty has scored at least nine points in every Big 12 game, including double figures in the past five outings. His January resume includes a career-high 20 points against Kansas State (Jan. 7) and a 17-point performance at West Virginia (Jan. 18). McGusty is averaging 13.3 points per game during league play - the third highest scoring average among Big 12 freshman.

► Sophomore guard **Rashard Odomes** has been one of the largest contributors to the Sooners' scoring efforts in conference play, averaging 11.7 points against Big 12 foes. Odomes has scored in double figures in four-straight games, including a career-high 24 points on Jan. 14 against Texas Tech. On the season, Odomes is scoring 10.6 points per game while shooting 49.3 percent from the field.

TONIGHT'S OPPONENT:

IOWA STATE



SERIES HISTORY


Games	200
Standing	OU leads 115-85
At Norman	OU leads 64-22
At Ames	Iowa State leads 50-37
At Neutral Site	OU leads 14-13
Last Win	79-76 (3/10/16) in Kansas City
Last Home Win	87-83 (1/2/16)
Last Road Win	82-76, OT ((1/29/11))
Last Loss	77-82 (1/18/16) in Ames
Last Home Loss	70-77 (2/4/12)
Last Road Loss	77-82 (1/18/16)
Largest Margin of Victory	29, 126-97 (2/6/89)
Largest Margin of Defeat	27, 55-82 (1/11/97)
Current Streak	OU, 1 win

RECENT MEETINGS

Date	Location	Result	Score
3/10/16	Kansas City	W	79-76
1/18/16	Ames	L	77-82
1/2/16	Norman	W	87-83
3/13/15	Kansas City	L	65-67
3/2/15	Ames	L	70-77

NEXT OPPONENT:

TEXAS



Date and Time	Jan. 23 at 8 p.m. CT
Site	Frank C. Erwin Center, Austin, Texas
TV	ESPN2
Texas 2016-17 Record	7-11 (1-5 Big 12)
Texas Head Coach	Shaka Smart
Record at Texas	27-24 (2nd Season)

TEXAS SERIES HISTORY

Games	89
Standing	OU leads 53-36
At Norman	OU leads 27-11
At Austin	Texas leads 21-17
At Neutral Site	OU leads 8-5
Last Win	63-60 (2/8/16) in Norman
Last Home Win	63-60 (2/8/16)
Last Road Win	70-49 (1/5/15)
Last Loss	63-76 (2/27/16) in Austin
Last Home Loss	58-69 (2/14/12)
Last Road Loss	63-76 (2/27/16)
Largest Margin of Victory	29, 124-95 (12/30/88)
Largest Margin of Defeat	29, 37-66 (2/8/04)
Current Streak	Texas, 1 win



RECENT MEETINGS

Date	Location	Result	Score
2/27/16	Austin	L	63-76
2/8/16	Norman	W	63-60
2/17/15	Norman	W	71-69
1/5/15	Austin	W	70-49
3/1/14	Norman	W	77-65

GAME OVERVIEW

Fresh off an upset win over No. 7/8 West Virginia, Oklahoma (8-9, 2-4 Big 12) plays three of its next four games inside Lloyd Noble Center. OU begins the stretch against conference foe Iowa State (11-6, 3-3 Big 12). The Sooners and Cyclones are no strangers to exciting games. The past four games between the schools have been decided by five or fewer points. Oklahoma has won four straight against ISU in Norman and looks to continue the trend against a Cyclone team averaging over 80 points a game. Saturday's contest tips off at 1 p.m. CT and air on the Sooner Radio Network (KRXO 107.7 FM "The Franchise" in Oklahoma City; KTBZ 1430 AM in Tulsa) with **Toby Rowland** and **Kevin Henry** announcing. The game will be televised nationally on ESPN2 with **Bob Wischusen** and **Fran Fraschilla** calling the action.

STATS COMPARISON

		
CATEGORY		
Overall Record	8-9	11-6
Points Per Game	76.2	81.0
Opp. Points Per Game	73.9	67.4
Rebounds Per Game	37.9	39.0
Rebounding Margin	+1.4	+0.2
Field Goal Pct.	.441	.460
Opp. Field Goal Pct.	.430	.411
3-Point Pct.	.376	.371
Opp. 3-Point Pct.	.356	.328
Free Throw Pct.	.714	.652
Assists Per Game	12.6	16.2
Turnovers Per Game	14.3	9.8
Blocked Shots Per Game	4.8	3.0
Steals Per Game	7.8	8.1

OKLAHOMA VS. IOWA STATE SERIES HISTORY

- ▶ Oklahoma owns a 115-85 all-time record against the Cyclones, including a 64-22 series lead when played in Norman. OU is 5-8 against Iowa State during the Kruger era, but has won two of the previous three meetings.
- ▶ OU has won four-straight home games against the Cyclones and is 4-1 against ISU at Lloyd Noble Center under Kruger.
- ▶ The two schools split the 2015-16 regular season series with the home team winning each meeting. They met again in the quarterfinals of the Big 12 Championship in Kansas City with Oklahoma pulling off the 79-76 win.

OKLAHOMA VS. IOWA STATE LAST MEETING

Oklahoma 79, Iowa State 76 ■ March 10, 2016 ■ Sprint Center ■ Kansas City, Mo.

Score by periods	1st	2nd	Total
Iowa State	29	47	76
Oklahoma	35	44	79

GAME LEADERS	OKLAHOMA	IOWA STATE
Points	Hield, 39	Niang, 31
Rebounds	Lattin, 8	McKay, 9
Assists	Cousins, 5	Niang, 5

- ▶ The Sooners defeated Iowa State, 79-76, in the Big 12 Championship quarterfinals in Kansas City.
- ▶ Buddy Hield led the game with 39 points - the second-most points ever scored in a Big 12 tournament game. Hield's 39 points marked the most by any Sooner in the Big 12 tourney. OU's previous record of 33 was by Corey Brewer in 1977.
- ▶ Ryan Spangler earned his 13th double-double of the season and the 30th of his career with 10 points and 12 rebounds in the contest.
- ▶ Isaiah Cousins registered 10 points, six rebounds, five assists and two steals on the evening
- ▶ The game settled into a back-and-forth affair between teams that spent all season firmly entrenched in the Top 25. And it wasn't until Hield got going midway through the half that the Sooners created the slightest bit of separation, taking a 35-29 advantage into the break.
- ▶ The Sooners took a 55-42 lead with just over 10 minutes remaining. Iowa State countered with seven quick points a few minutes later. The Cyclones eventually cut their deficit to four (73-69) with just over a minute to go.
- ▶ The Cyclones forced Hield into an air-balled 3-pointer and a shot-clock violation. But with an open look from the corner at the other end, ISU's Abdel Nader misfired on a 3 that would have made it a one-point game and Spangler corralled the rebound. The senior calmly made both foul shots to help seal the win.

OKLAHOMA CAREER STATS VS. IOWA STATE

Player	GP-GS	MIN	FG-FGA	3FG-FGA	FT-FTA	REB	AST	TO	BLK	STL	PTS
Jordan Woodard	8-8	32.6	26-77	7-27	12-16	3.1	4.0	1.3	0.4	1.3	8.9
Dante Buford	2-0	16.5	4-12	4-6	4-7	1.0	0.0	1.0	0.0	0.0	8.0
Khadeem Lattin	6-3	20.3	4-11	0-0	3-5	5.0	0.3	0.7	1.7	0.2	1.8
Christian James	3-0	6.0	2-5	1-2	0-0	0.7	0.0	0.0	0.0	0.5	1.7
C.J. Cole	1-0	1.0	0-0	0-0	0-0	0.0	0.0	0.0	0.0	0.0	0.0

BIG 12 STANDINGS

Through Jan. 19

Team	Big 12			Overall		
	W	L	Pct.	W	L	Pct.
Kansas	6	0	1.000	17	1	.944
Baylor	5	1	.844	17	1	.944
West Virginia	4	2	.667	15	3	.833
Kansas State	3	3	.500	14	4	.833
Texas Tech	3	3	.500	16	4	.800
TCU	3	3	.500	14	4	.778
Iowa State	3	3	.500	11	6	.647
Oklahoma	2	4	.333	8	9	.471
Texas	1	5	.167	7	11	.389
Oklahoma State	0	6	.000	10	8	.556



OKLAHOMA QUICK FACTS

Official Name: University of Oklahoma
Location: Norman, Okla.
Founded: 1890
Enrollment: 30,813
Nickname: Sooners
Colors: Crimson and Cream
President: David L. Boren
Athletics Director: Joe Castiglione
Arena: Lloyd Noble Center (11,562)
First Year of Basketball: 1907-08
NCAA Tournament Appearances: 30 (41-30)
NIT Appearances: 7 (10-7)
All-Time Record: 1,623-1,035 (.611)
Regular Season Conference Championships: 14 (1928, 1929, 1939, 1940, 1942, 1944, 1947, 1949, 1979, 1984, 1985, 1988, 1989, 2005)
Conference Tournament Championships: 7 (1979, 1985, 1988, 1990, 2001, 2002, 2003)
Head Coach: Lon Kruger (Kansas State '75)
Career Record: 590-361 (30 years)
Oklahoma Record: 111-57 (5 years)
NCAA Appearances: 17 (most recent 2016)
NIT Appearances: 4 (most recent 2009)
Assistant Coaches: Chris Crutchfield (Nebraska-Omaha '92), Carlin Hartman (Tulane '94), Kevin Kruger (Arizona State '06)
Director of Operations: Mike Shepherd (Kansas State '92)
Video Coordinator: Will Saxon
Athletic Trainer: Alex Brown
Strength and Conditioning: Bryce Daub
Team Physician: Dr. Brock Schnebel
Equipment Manager: Marco Griego
Graduate Assistant Managers: Will Bryson, Byron Peak
Official Website: SoonerSports.com

OKLAHOMA'S LAST TIME OUT...

Oklahoma 89, No. 7/8 West Virginia (OT) ■ Wednesday, Jan. 18 ■ WVU Coliseum ■ Morgantown, W. Va.

Score by periods	1st	2nd	OT	Total
Oklahoma	37	40	12	89
West Virginia	34	43	10	87

GAME LEADERS	OKLAHOMA	WEST VIRGINIA
Points	Woodard, 20	Carter, 23
Rebounds	Doolittle, 7	Carter, 11
Assists	Woodard, 5	Carter, 6

► Oklahoma (8-9, 2-4 Big 12) fought back from a 15-point deficit to defeat No. 7/8 West Virginia (15-3, 4-2 Big 12) in Morgantown, 89-87, in overtime.

► Ranked No. 7 in this week's AP poll, West Virginia is the highest rated opponent Oklahoma has defeated in a true road game since 1993 when the unranked Sooners defeated No. 6 Kansas in Allen Fieldhouse.

► Oklahoma trailed by as many as 15 (66-51) with 8:56 remaining in the second half. The Sooners responded with an 18-3 run to tie the game at 69 with 4:25 remaining.

► OU broke an 87-87 tie on a Jordan Woodard layup with 2.2 seconds remaining in overtime to give the Sooners the lead and eventually the win.

► Entering Wednesday's game, West Virginia was forcing a nation-leading 24.3 turnovers per game, while the Sooners averaged 14.4 miscues a contest (last in Big 12). Oklahoma committed only 12 turnovers on Wednesday, the fewest of a West Virginia opponent this season. No Mountaineer opponent had committed less than 18 turnovers inside WVU Coliseum this season.

► Senior guard Jordan Woodard led the Sooners with 20 points on 8-of-17 shooting, adding five assists, four rebounds and four steals. Eighteen of Woodard's points came after halftime. Since returning to the OU starting lineup on Saturday, the Sooners have gone 2-0 and Woodard has averaged 23.5 points, 5.5 rebounds, 4.0 assists and 3.5 steals.

► Freshman guard Kameron McGusty scored in double figures for the fifth-straight game, posting 17 points and shooting 3-of-6 from 3-point range. The freshman is averaging 13.3 points in Big 12 play.

► Sophomore center Jamuni McNeace scored a career-high 14 points on 6-of-6 shooting and pulled down five rebounds. McNeace's play in the post played a major factor in the Sooners win. As a team, Oklahoma scored 48 points in the paint and put back 20 second-chance points.

NEXT UP: TEXAS

► The Sooners own an all-time record of 53-36 against the Longhorns while Texas holds a 21-17 advantage in games in Austin.

► Oklahoma is 6-4 against Texas under Lon Kruger and has won six of the last eight meetings. OU is 2-3 in Austin during the Kruger era.

► OU's most recent win over the Horns came on Feb. 8, 2016 when Buddy Hield it a game-winning 3-pointer with 1.3 seconds remaining to give the Sooners a 63-60 victory.

► Texas snapped a five-game losing streak to the Sooners with a 76-63 win in Austin in the series' most recent meeting on Feb. 27, 2016.

NEW ROLES AND NEW FACES

► After losing the senior trio of Isaiah Cousins, Buddy Hield and Ryan Spangler, the Sooners are looking to a roster that features 11 underclassmen (most of the Kruger era) to continue its development and growth as the season progresses.

► OU has benefited from a dramatic increase in scoring from guards **Christian James** and **Rashard Odomes**. Tallying just 35 total points in 2015-16 (1.9 per game), Odomes has already quadrupled his total points output with 181 on the season (averaging 10.6 per game). Odomes, who totaled just 17 minutes in Big 12 games last season, has scored in double figures in four-straight games and is averaging 11.7 points on 50.9 percent shooting in Big 12 play this year. He scored a career-high 24 points on Jan. 14 in OU's win over Texas Tech.

► After averaging 2.9 points per game in 2015-16, James is the third leading scorer for the Sooners through 17 games, scoring 9.7 points per game while shooting .441 from 3-point range (fourth in Big 12).

► Oklahoma has seen potential from all four of its scholarship freshmen as the youngest Sooners have combined to produce 13 games of double-digit scoring - most recently a 17-point showing from Kameron McGusty against West Virginia (Jan. 18).

SOPHOMORES STEPPING UP

Players	2015-16		2016-17	
	Points	Minutes	Points	Minutes
Rashard Odomes	1.9	6.1	10.6	25.9
Christian James	2.9	9.4	9.7	24.6
Jamuni McNeace	1.2	7.7	4.6	15.8

DOUBLE-DIGIT SCORING GAMES BY OU FRESHMEN

Player	Points	Game
Kameron McGusty	20	Jan. 7 vs. Kansas State
Jordan Shepherd	18	Dec. 17 vs. Memphis
Kameron McGusty	17	Jan. 18 vs. West Virginia
Kristian Doolittle	17	Nov. 29 vs. Northern Colorado
Matt Freeman	15	Nov. 13 vs. Northwestern State
Kameron McGusty	14	Nov. 20 vs. Clemson
Kameron McGusty	13	Jan. 10 vs. Kansas
Jordan Shepherd	13	Dec. 21 vs. Auburn
Kristian Doolittle	13	Nov. 18 vs. Northern Iowa
Kristian Doolittle	12	Jan. 18 vs. West Virginia
Kameron McGusty	11	Jan. 3 vs. TCU
Kameron McGusty	11	Dec. 3 vs. Wisconsin
Kameron McGusty	10	Jan. 14 vs. Texas Tech
Matt Freeman	10	Jan. 3 vs. TCU

WHERE OKLAHOMA RANKS...

Through Jan. 19

Offensive Stats	Big 12	NCAA
Points	76.2	9
Rebounds	37.9	6
Assists	12.6	9
FG %	.441	9
3FG%	.376	5
FT%	.714	4
Turnovers	14.3	9

Defensive Stats	Big 12	NCAA
Points Allowed	73.9	9
Opp. FG%	.430	9
Opp. 3FG%	.356	9
Steals	7.8	5
Blocks	4.8	6
Opp. Turnovers	14.7	5

WHERE THE SOONERS RANK IN THE BIG 12

Through Jan. 19

ALL GAMES

Scoring

3. Jordan Woodard..... 17.7

Rebounding

12. Khadeem Lattin 5.8
14. Kristian Doolittle 5.5
18. Jordan Woodard..... 5.2

Assists

11. Jordan Woodard..... 3.8

Steals

2. Jordan Woodard..... 2.3
11. Khadeem Lattin 1.5

Blocks

3. Khadeem Lattin 2.2
12. Jamuni McNeace..... 1.1

3-Point Field Goals Made

6. Jordan Woodard..... 2.2
14. Christian James 1.6

Field Goal Percentage

12. Rashard Odomes..... .493

3-Point Field Goal Percentage

4. Christian James441
14. Jordan Woodard..... .387

Free Throw Percentage

2. Jordan Woodard..... .846
15. Rashard Odomes..... .672

LATTIN BLOCK PARTY

► Junior forward **Khadeem Lattin** has already proven himself as one of the top shot blockers in Oklahoma program history. After 88 career games for the Sooners, Lattin ranks fourth in the OU record book in career blocks with 145.

► Owning a 7-foot-2 wingspan, Lattin averaged a Big 12-best 2.1 blocks per game in 2015-16, including 2.7 rejections in conference play. His efforts did not go unnoticed throughout the league, as he was voted to the Big 12 All-Defensive Team by conference coaches.

► Lattin is off to another solid start on the defensive end in 2016-17, registering 37 blocks in 17 games. His 2.2 blocks per game ranks third in the Big 12 while his 2.7 rejections per game in conference play ranks second in the league. The big man has produced five games of four or more blocked shots this season, including twice in the past three games. He's also tallied 26 steals this season, compared to his total of 32 in 36 games last season. He ranks 11th in the conference in steals per game with 1.5.

► On the offensive end, Lattin has seen much improved production. After averaging 5.6 points on .557 shooting in 2015-16, Lattin boasts a 2016-17 average of 8.5 points on a .529 field goal percentage.

KRUGER KEEPS BUILDING

Lon Kruger has made his mark in college basketball as one of – if not the best – program rebuilders. Want proof? Look no further than what he's done with Oklahoma.

► In the two seasons before his hiring, the Sooners went 27-36 (.429) – capped by a 10th-place finish in the Big 12 in 2010-11. Since being brought on in 2011, Kruger has led the program to a 119-66 (.643) record, including a 104-50 (.675) mark over the past five seasons.

► Kruger's OU teams keep improving and have surpassed their win total from each subsequent season, with the 2015-16 squad finishing with a 29-8 record and making a trip to the Final Four. Before his arrival at OU, the Sooners had previously not been to the postseason since 2009 when they advanced to the NCAA Elite Eight.

► In five full seasons at Oklahoma, Kruger has produced four NCAA Tournament appearances, three top-three finishes in the Big 12, a national player of the year in Buddy Hield and a trip to the 2016 Final Four. Oklahoma was ranked in the top 10 of the AP Top 25 poll for every week of the 2015-16 season and made its first appearance as the poll's No. 1 team for the first time in more than 25 years.

► With 111 wins in his first five seasons at OU, Kruger owns the second most victories in the first five seasons of coaching the Sooners. Only Billy Tubbs accumulated more wins (115) in his first five years at OU. Kruger is the first coach in OU history to win six NCAA tournament games within his first five seasons.

► Boasting 598 career victories, Kruger ranks 10th in Division 1 wins among active coaches and 34th overall in NCAA Division I history.

THERE'S NO PLACE LIKE HOME

It's known as the house Alvan Adams built and Wayman Tisdale filled. It's also where Billy Tubbs resurrected Oklahoma basketball, where Blake Griffin flew high and where Buddy Hield became Buddy Buckets. Now, Lon Kruger is continuing the remarkable run of Sooner success inside the Lloyd Noble Center.

► Oklahoma has gone 59-10 (.855) at Lloyd Noble Center in the past five years, including 33-5 (.868) in the last four seasons. Overall, the Sooners are 70-15 (.824) at the LNC in the Kruger era.

► The Sooners have won 438 of their last 507 encounters at Lloyd Noble Center, good for a remarkable .864 winning percentage. Included in the stretch was a school-record 51-game winning streak (ended in 1990-91). The Sooners also recorded a Big 12 Conference-record 37-game home court winning streak (ended in 2003).

► OU is 13-8 at home against AP Top 25 opponents in the Kruger era and has won 12 of the last 16 such contests.

► Oklahoma has won 126 of its last 132 non-conference games at LNC, including 60 of its last 63. The Sooners are 34-3 in Norman against non-conference opponents under Kruger.

► Overall, the Sooners own a 533-96 (.850) record in the LNC since the building opened in 1975.

► Student interest in OU basketball has continued to grow through Kruger's tenure. Student attendance has increased by more than 100 percent from Kruger's first season (2011-12). This year, OU student season tickets sold out in less than 24 hours – the fastest rate in the OU era.

OU'S CAREER BLOCKED SHOTS LEADERS

1. Al Beal..... 230
2. Stacey King 228
3. Wayman Tisdale..... 209
4. **Khadeem Lattin** 145

CAREER DIVISION I WINS

30. Stew Morrill 620
T31. Billy Tubbs 609
T31. Bill Self 609
33. Slats Gill 599
34. **Lon Kruger**..... 598

OKLAHOMA IN THE LON KRUGER ERA

SINCE LON KRUGER WAS HIRED ON APRIL 1, 2011

Overall Record.....	119-66
Home.....	70-16
Road.....	24-34
Neutral.....	25-16
Record in Big 12 Regular Season Play.....	54-42
Home.....	36-12
Road.....	18-30
Record vs. Non-Conference Opponents.....	63-19
Home.....	34-4
Road.....	5-4
Neutral.....	24-11
vs. AP Top 25.....	25-32
Home.....	14-7
Road.....	6-17
Neutral.....	5-8
vs. AP Top 15.....	16-18
Home.....	8-6
Road.....	5-7
Neutral.....	3-5
vs. AP Top 10.....	9-15
Home.....	4-6
Road.....	3-5
Neutral.....	2-4
vs. AP Top 5.....	2-9
Home.....	1-4
Road.....	0-3
Neutral.....	1-2
vs. AP Ranked Big 12 Opponents.....	22-25
Home.....	14-7
Road.....	6-16
Neutral.....	1-2
vs. AP Ranked Non-Conference Opponents.....	4-7
Home.....	0-0
Road.....	0-1
Neutral.....	4-6
Both OU and Opponent are Ranked.....	18-14
Home.....	10-1
Road.....	4-8
Neutral.....	4-5

TEAM HIGHS IN THE LON KRUGER ERA

Points.....	111 vs. Central Arkansas, 12/3/15
FG Made.....	39 vs. Iowa State, 2/9/15
FG Attempted.....	88 vs. Kansas, 1/4/16
FG Percentage.....	.620 (31-50) vs. Baylor, 1/23/16
3FG Made.....	17 vs. Iowa State, 1/18/16
3FG Attempted.....	35 vs. Baylor, 3/13/14
3FG Percentage.....	.615 (8-13) vs. Okla. State, 1/12/13
FT Made.....	39 vs. Baylor, 2/23/13
FT Attempted.....	48 vs. Tulsa, 12/14/13
FT Percentage.....	1.000 (34-34) vs. Iowa State, 3/2/13
Total Rebounds.....	63 vs. S.C. State, 12/21/12
Assists.....	29 vs. Baylor, 1/23/16
Steals.....	16, Twice, Last: vs. Oral Roberts, 12/7/16
Blocks.....	14 vs. Texas Tech, 1/26/16
Opponent Turnovers.....	23, Twice, Last: vs. Auburn, 12/21/16

PLAYER HIGHS IN THE LON KRUGER ERA

Points.....	46, Buddy Hield vs. Kansas, 1/4/16
Rebounds.....	18, Ryan Spangler vs. Kansas, 1/4/16
.....	18, Romero Osby vs. S.C. State, 12/21/11
Assists ..	12, Jordan Woodard vs. UT Arlington, 12/17/13

WATCHING WOODARD

► A 2015-16 All-Big 12 honorable mention selection, **Jordan Woodard** was the team's second-leading scorer last season with averages of 13.0 points (10th in Big 12), 3.4 assists (9th), 3.0 rebounds and 1.6 steals (5th) in 29.8 minutes. The Big 12 coaches voted Woodard a preseason All-Big 12 Honorable Mention selection ahead of the 2016-17 season and he has continued to improve his numbers as Oklahoma's leading scorer. At 17.7 points per game, Woodard is third in scoring among all Big 12 players.

► Woodard has seen remarkable development from season to season – particularly from behind the 3-point arc. After shooting 17-for-67 (.254) from 3-point range in 2014-15, Woodard sunk 80 treys on 176 attempts (.455) his junior year to finish second in the Big 12 in 3-point shooting. His scoring average continues to rise each season as he almost doubled his scoring output from his sophomore season two years ago (9.3 points per game).

► With three-plus seasons of experience in the Sooner starting lineup under his belt, Woodard makes a dent in the OU record book with each additional game he plays. With 20 points against West Virginia, Woodard passed Terry Evans (1,361) on Wednesday to sit in 16th all-time with 1,378 points. He is currently 269 points shy of finishing his career as top-10 scorer in program history. He already ranks in the top 10 of four statistical categories in the OU record book (free throws, free throw percentage, assists, steals).

► With 429 made foul shots and a career free throw percentage of .809, Woodard is just the seventh Sooner to ever sink 400 career free throws. No Sooner has ever finished his collegiate career with over 400 made free throws at a rate of over .800.

WOODARD IN THE OU RECORD BOOKS

Points	Free Throws	Steals
14. Steven Pledger.....1,392	3. Don Sidle.....456	5. Eduardo Najera.....193
15. Harvey Grant.....1,391	4. Jeff Webster.....441	6. Ryan Minor.....189
16. Jordan Woodard1,378	5. Jordan Woodard 429	7. Jordan Woodard 178
Assists	Free Throw Percent (min 175 att)	
5. Mookie Blaylock.....465	6. David Little......822	
6. Hollis Price.....462	7. Nolan Johnson......814	
7. Jordan Woodard 459	8. Jordan Woodard809	

SOONER TIP-INS

► **SWITCHING IT UP:** After five games of using the same starting lineup, head coach **Lon Kruger** swapped **Kristian Doolittle** for **Matt Freeman** at the forward position. It was the first time since February of 2013 that Kruger has adjusted a starting lineup during the season. **Dante Buford** received the start at the forward position in OU's next two games (Dec. 7 vs. Oral Roberts and Dec. 10 vs. Wichita State) before reuniting to Doolittle. **Jordan Woodard**, **Jordan Shepherd** and **Darrien Strong-Moore** have all had a chance to start at point guard. In total, the Sooners have used eight different lineups this season - the most lineups used in one season under Kruger. The Sooners are 8-4 with Woodard in the starting lineup.

► **YOUTH GROUP:** One of the youngest teams in both the Big 12 and the nation, Oklahoma has seen its freshmen and sophomores play a large role for the Sooners this season. The Sooner roster boasts 11 underclassmen (freshmen and sophomores) – the most of any OU team in the Lon Kruger era and the most of any Big 12 roster this season. The young Sooners have received ample experience through their first six Big 12 contests. OU freshmen have played a total of 454 minutes (second most in Big 12), averaging a combined 24.5 points per game and contributing 35.5 percent of OU's scoring in Big 12 play - the second-highest percentage in the conference. Sooner underclassmen rank second in the Big 12 in total minutes played in conference competition (887) and have scored 69.3 percent of Oklahoma's points the past four games (second in Big 12).

► **BENCH SUCCESS:** OU continues to show its depth in conference play, most recently scoring 28 points off the bench against No. 7 West Virginia. Through six Big 12 games, Oklahoma boasts 26.3 bench points per game in league competition - the second most in the conference. The Sooners are one of only three Big 12 squads to average over 20 bench points in league games as the conference averages 17.5 per contest.

WOODARD'S REMARKABLE IMPROVEMENT

SEASON	PPG	FG%	3FG%	3FGM
2014-15	9.3	.361	.254	17
2015-16	11.1	.416	.455	80
2016-17	17.7	.429	.387	29

2016-17 STARTING LINEUPS

Lineup	Record
Woodard, McGusty, Odomes, Buford, Lattin	2-0
Woodard, James, Odomes, Doolittle, Lattin	4-1
Woodard, James, Odomes, Freeman, Lattin	1-1
Woodard, James, Odomes, Buford, Lattin	1-1
Shepherd, Woodard, Odomes, Doolittle, Lattin	0-1
Strong-Moore, James, Odomes, Doolittle, Lattin	0-1
Strong-Moore, McGusty, Odomes, Doolittle, Lattin	0-1
Shepherd, James, Odomes, Doolittle, Lattin	0-3

YOUNG SOONERS GAINING EXPERIENCE

		Rank in Big 12
Freshmen on Roster	7	T1
Underclassmen on Roster	11	1
Freshmen Points Per Game in Big 12 Play	24.5	2
Percent Scoring by Freshmen in Big 12 Play	35.5%	2
Percent Scoring by Underclassmen in Big 12 Play	69.3%	2
Minutes Played by Freshmen in Big 12 Play	454	2
Minutes Played by Underclassmen in Big 12 Play	887	2

RESULTS AND GAME LEADERS

Date	Opponent	W/L	Score	Margin	Attend.	Points Leader	Rebounds Leader	Assists Leader
11/13	Northwestern State	W	97-61	+36	8,456	Lattin - 19	Lattin - 11	Odomes - 5
11/17	vs. Tulane#	W	89-70	+19	1,991	Woodard - 22	Doolittle - 12	Woodard - 7
11/18	vs. Northern Iowa#	L	67-73 (OT)	-6	902	Doolittle, Woodard - 13	James, Odomes - 7	Odomes - 3
11/20	vs. Clemson#	W	70-64	+6	2,016	Woodard - 21	Doolittle - 7	Woodard - 9
11/25	Abilene Christian	W	72-64	+8	9,303	Woodard - 16	Lattin - 9	McGusty - 3
11/29	Northern Colorado	W	87-66	+21	7,579	Doolittle - 17	Woodard - 9	Woodard - 7
12/3	at Wisconsin (NR/17)	L	70-90	-20	17,278	Odomes - 17	Lattin - 7	Four Players - 1
12/7	Oral Roberts	W	92-66	+26	8,034	James - 17	Three Players - 4	Shepherd - 4
12/10	Wichita State\$	L	73-76	-3	11,157	Woodard - 28	Lattin - 8	Strong-Moore - 5
12/17	Memphis	L	94-99 (OT)	-5	9,081	Woodard - 22	McNeace - 9	Odomes - 3
12/21	vs. Auburn!	L	70-74	-4	3,462	Shepherd - 13	Two Players - 7	Shepherd - 3
12/30	Baylor (NR/4)	L	50-76	-26	10,254	James - 11	Odomes - 7	Doolittle - 3
1/3	at TCU	L	57-60	-3	5,576	McGusty - 11	Doolittle - 6	Three Players - 3
1/7	at Kansas State	L	64-75	-11	12,295	McGusty - 20	Doolittle - 8	Strong-Moore - 4
1/10	Kansas (NR/2)	L	70-81	-11	9,788	Two Players - 13	Lattin - 11	Woodard - 5
1/14	Texas Tech	W	84-75	+9	8,601	Woodard - 27	Odomes - 8	Odomes - 4
1/18	at West Virginia (NR/7)	W	89-87 (OT)	+2	11,895	Woodard - 20	Doolittle - 7	Woodard - 5

POINTS, REBOUNDS AND ASSISTS

Date	Opponent	0 STRONG-MOORE	1 ODOMES	3 JAMES	4 MCNEACE	5 FREEMAN	10 WOODARD	11 DOOLITTLE	12 LATTIN	13 SHEPHERD	15 QUINN	20 MCGUSTY	21 BUFORD	22 HARPER	25 COLE	30 THORPE	40 ANDERSON
11/13	Northwestern State	9-0-3	4-3-5	12-3-3	6-6-0	15-1-0	16-5-3	5-3-1	19-11-0	8-1-2	DNP	3-1-0	DNP	0-1-1	0-2-1	0-0-0	0-0-0
11/17	vs. Tulane#	4-0-3	15-4-1	12-4-4	6-9-0	6-2-0	22-6-7	8-12-0	10-4-2	2-0-2	DNP	4-2-2	DNP	DNP	DNP	DNP	DNP
11/18	vs. Northern Iowa#	0-1-1	11-7-3	9-7-2	2-4-0	3-2-2	13-4-2	13-5-2	11-6-0	0-0-1	DNP	3-1-0	DNP	DNP	2-1-0	DNP	DNP
11/20	vs. Clemson#	6-2-3	0-1-1	17-3-1	0-3-0	0-4-1	21-5-9	2-7-3	10-4-1	0-0-1	DNP	14-1-0	0-0-0	DNP	0-0-0	DNP	DNP
11/25	Abilene Christian	5-2-1	13-3-0	4-1-2	5-6-0	5-4-0	16-4-0	9-5-0	9-9-0	0-0-0	DNP	6-2-3	0-0-0	DNP	DNP	DNP	DNP
11/29	Northern Colorado	2-1-1	8-2-1	14-7-1	3-7-0	0-2-0	14-9-7	17-5-0	10-6-0	5-0-1	DNP	6-3-1	8-1-1	DNP	0-0-0	DNP	DNP
12/3	at Wisconsin (NR/17)	7-0-1	17-1-1	11-4-1	0-2-0	0-2-0	9-5-1	4-3-0	9-7-0	0-0-0	DNP	11-1-0	2-1-0	DNP	0-0-0	DNP	DNP
12/7	Oral Roberts	3-1-3	12-3-3	17-4-1	2-0-1	9-3-0	15-3-2	9-4-1	9-4-2	9-2-4	DNP	8-3-2	0-3-0	DNP	0-0-0	0-3-0	0-0-0
12/10	Wichita State\$	0-2-5	10-2-1	15-6-0	2-4-0	3-0-0	28-7-4	8-5-0	3-8-0	0-0-0	DNP	0-0-0	4-1-1	DNP	DNP	DNP	DNP
12/17	Memphis	2-2-1	9-5-3	15-7-1	13-9-1	0-0-0	22-4-1	1-2-2	4-1-0	18-2-2	DNP	0-0-1	10-0-0	DNP	0-0-0	DNP	DNP
12/21	Auburn!	2-1-0	12-4-2	10-5-2	8-7-0	8-2-1	DNP	7-7-0	6-5-0	13-0-3	DNP	4-2-1	0-1-0	DNP	DNP	DNP	DNP
12/30	Baylor (NR/4)	6-0-0	5-7-2	11-0-2	2-2-0	7-4-2	DNP	0-3-3	8-5-1	2-2-2	DNP	9-2-0	DNP	DNP	0-0-0	DNP	DNP
1/3	at TCU	10-1-1	5-4-3	3-3-2	2-4-0	10-0-0	DNP	8-6-1	6-3-0	0-0-3	DNP	11-3-3	2-1-0	DNP	DNP	DNP	DNP
1/7	at Kansas State	10-2-4	10-6-1	3-1-0	4-0-1	3-2-0	DNP	8-8-2	4-5-2	2-0-1	DNP	20-1-0	0-0-0	DNP	0-0-0	DNP	DNP
1/10	Kansas (NR/10)	0-1-1	13-3-1	9-5-0	8-7-0	0-0-0	7-5-5	7-7-1	8-11-1	0-0-0	DNP	13-1-1	5-3-0	DNP	DNP	DNP	DNP
1/14	Texas Tech	3-1-1	24-8-4	1-5-1	1-1-0	0-1-0	27-7-3	8-5-1	10-6-0	DNP	DNP	10-2-1	0-1-0	DNP	0-0-0	DNP	DNP
1/18	at West Virginia (NR/7)	0-1-0	13-4-2	2-3-2	14-5-0	0-1-0	20-4-5	12-7-1	8-4-0	DNP	DNP	17-5-1	3-1-0	DNP	DNP	DNP	DNP

Tire Pros Invitational (Orlando, Fla.), \$ All-College Classic (Oklahoma City), ! Birthday of Basketball (Uncasville, Conn.)

GAME-BY-GAME TEAM STATS

		FG-A	Pct.	3FG-A	Pct.	FT-A	Pct.	O-D-T	PF	A	TO	B	S	1	2	OT	TP
11/13	Northwestern State at Oklahoma	21-64	.328	4-15	.267	15-25	.600	16-16-32	15	11	17	0	8	27	34	-	61
		37-63	.587	9-18	.500	14-23	.609	13-28-41	22	19	14	7	7	46	51	-	97
11/17	vs. Tulane#	25-60	.417	11-22	.500	9-17	.529	6-25-31	25	16	15	9	5	35	35	-	70
	Oklahoma	32-62	.516	8-17	.471	17-28	.607	12-34-46	19	21	14	1	7	38	51	-	89
11/18	vs. Northern Iowa#	24-60	.400	12-31	.368	13-16	.813	5-27-32	18	12	13	6	10	18	41	14	73
	Oklahoma	21-56	.375	7-19	.368	18-22	.818	11-31-42	22	13	24	6	9	31	28	8	67
11/20	vs. Clemson#	21-68	.309	7-24	.292	15-21	.714	23-24-47	11	13	17	2	5	23	41	-	64
	Oklahoma	27-57	.474	10-20	.500	6-7	.857	5-28-33	23	20	13	7	9	35	35	-	70
11/25	Abilene Christian at Oklahoma	24-57	.421	7-22	.318	9-19	.474	10-32-42	32	6	22	4	13	30	34	-	64
		20-55	.364	3-14	.214	29-46	.630	12-28-40	17	6	14	5	14	26	46	-	72
11/29	Northern Colorado at Oklahoma	26-71	.366	10-33	.303	4-7	.571	13-22-35	16	14	15	0	11	34	32	-	66
		34-63	.540	8-23	.348	11-21	.524	13-32-45	13	13	16	9	11	40	47	-	87
12/3	at No. 17 Wisconsin	33-63	.524	12-27	.444	12-20	.600	10-21-31	14	15	5	4	5	37	53	-	90
	Oklahoma	25-51	.490	6-14	.429	14-17	.824	6-23-29	20	4	16	3	1	40	30	-	70
12/7	Oral Roberts	25-57	.439	10-24	.417	6-12	.500	7-22-29	11	12	20	1	6	27	39	-	66
	at Oklahoma	33-64	.516	11-23	.478	15-16	.938	9-28-37	12	19	13	3	16	43	49	-	92
12/10	Wichita State\$	25-63	.397	9-28	.321	17-23	.139	11-32-43	23	16	12	7	4	37	39	-	76
	at Oklahoma	20-65	.308	6-21	.286	27-34	.794	16-30-46	23	11	10	9	8	39	34	-	73
12/17	Memphis	33-58	.569	5-16	.313	28-32	.875	8-27-35	17	11	13	4	8	38	46	15	99
	at Oklahoma	35-73	.479	12-26	.462	12-17	.706	15-19-34	22	12	10	3	7	47	37	10	94
12/21	vs. Auburn!	22-50	.440	8-22	.364	22-29	.759	8-37-45	25	10	23	7	8	34	40	-	74
	Oklahoma	23-72	.319	5-17	.294	19-26	.731	17-24-41	27	9	14	3	5	22	48	-	70
12/30	No. 4 Baylor	30-63	.476	9-20	.450	7-12	.583	17-29-46	21	15	13	4	7	36	40	-	76
	at Oklahoma	17-52	.327	8-23	.348	8-15	.533	11-29-30	12	12	13	4	3	17	33	-	50
1/3	at TCU	21-49	.429	5-17	.294	13-18	.722	6-29-35	12	11	16	13	4	34	26	-	60
	Oklahoma	23-62	.371	5-16	.313	6-11	.545	12-19-31	17	13	13	6	10	38	19	-	57
1/7	at Kansas State	26-48	.542	7-18	.389	16-23	.696	7-19-26	12	16	13	2	8	43	32	-	75
	Oklahoma	25-48	.521	6-11	.545	8-10	.800	5-21-26	21	11	19	3	6	27	37	-	64
1/10	No. 2 Kansas	27-67	.403	12-27	.444	15-18	.833	12-30-42	16	17	11	3	6	27	54	-	81
	at Oklahoma	26-69	.377	5-19	.263	13-16	.813	15-29-44	20	10	14	6	6	36	34	-	70
1/14	Texas Tech	29-61	.475	6-25	.240	11-14	.786	6-21-27	24	12	12	4	4	35	40	-	75
	at Oklahoma	25-56	.446	4-14	.286	30-37	.811	13-26-39	17	11	14	1	6	41	43	-	84
1/18	at No. 7 West Virginia	31-71	.437	7-25	.280	18-29	.621	18-26-44	21	17	13	9	6	34	43	10	87
	Oklahoma	35-71	.493	4-16	.714	15-21	.714	14-27-41	23	11	12	5	7	37	40	12	89

HOW THE SOONERS SCORED

Date	Opponent	Points scored in...				Points scored from...						Points scored by...	
		1st Half	2nd Half	OT	Total	In the Paint	2-Pointers	3-Pointers	Free Throws	Fast Break	Off Turnovers	Starters	Bench
11/13	Northwestern State	46	51	-	97	52	56 (28-45)	27 (9-18)	14 (14-23)	16	13	46	41
11/17	vs. Tulane#	38	51	-	89	40	48 (24-45)	24 (8-17)	17 (17-28)	6	21	67	22
11/18	vs. Northern Iowa#	31	28	8	67	22	28 (14-37)	21 (7-19)	18 (18-22)	4	13	57	10
11/20	vs. Clemson#	35	35	-	70	22	34 (17-37)	30 (10-20)	6 (6-7)	10	25	50	20
11/25	Abilene Christian	26	46	-	72	28	34 (17-41)	9 (3-14)	29 (29-46)	0	20	51	21
11/29	Northern Colorado	40	47	-	87	52	52 (26-40)	24 (8-23)	11 (11-21)	16	17	46	41
12/3	at No. 17 Wisconsin	40	30	-	70	24	38 (19-37)	18 (6-14)	14 (14-17)	6	4	46	24
12/7	Oral Roberts	43	49	-	92	30	44 (22-41)	33 (11-23)	15 (15-16)	8	30	53	39
12/10	Wichita State\$	39	34	-	73	22	28 (14-44)	18 (6-21)	27 (27-34)	2	14	60	13
12/17	Memphis	47	37	10	94	34	46 (23-47)	36 (12-26)	12 (12-17)	6	18	54	40
12/21	vs. Auburn!	22	48	-	70	32	36 (18-55)	15 (5-17)	19 (19-26)	4	17	48	22
12/30	No. 4 Baylor	17	33	-	50	16	18 (9-29)	24 (8-23)	8 (8-15)	4	14	26	24
1/3	at TCU	38	19	-	57	30	36 (18-46)	15 (5-16)	6 (6-11)	0	17	22	35
1/7	at Kansas State	27	37	-	64	30	38 (19-30)	18 (6-11)	8 (8-10)	4	13	35	29
1/10	No. 2 Kansas	36	34	-	70	38	42 (21-50)	15 (5-19)	13 (13-16)	7	10	41	29
1/14	Texas Tech	41	43	-	84	28	42 (21-42)	12 (4-14)	30 (30-37)	4	16	71	13
1/18	at No. 7 West Virginia	37	40	12	89	48	62 (31-55)	12 (4-16)	15 (15-21)	8	15	61	28
Season Averages		35.4	38.9	9.0	75.4	31.3	38.7 (.465)	21.2 (.383)	15.4 (.714)	6.1	16.4	48.3	26.4

DOUBLE-DIGIT PERFORMANCES AND GAME LEADERS

	10+ POINTS	20+ POINTS	30+ POINTS	10+ REBOUNDS	10+ ASSISTS	DOUBLE-DOUBLES	LED OU IN...		
							POINTS	REBOUNDS	ASSISTS
Richard Anderson	-	-	-	-	-	-	-	-	-
Dante Buford	1	-	-	-	-	-	-	-	-
C.J. Cole	-	-	-	-	-	-	-	-	-
Kristian Doolittle	3	-	-	1	-	-	1	7	1
Matt Freeman	2	-	-	-	-	-	-	-	-
Daniel Harper	-	-	-	-	-	-	-	-	-
Christian James	10	-	-	-	-	-	2	2	1
Khadeem Lattin	6	-	-	2	-	1	3	5	-
Kameron McGusty	7	1	-	-	-	-	3	1	3
Jamuni McNeace	2	-	-	-	-	-	-	1	-
Grant Quinn	-	-	-	-	-	-	-	-	-
Rashard Odomes	11	1	-	-	-	-	2	3	6
Jordan Shepherd	2	-	-	-	-	-	1	-	3
Darrion Strong-Moore	2	-	-	-	-	-	-	-	3
Marshall Thorpe	-	-	-	-	-	-	-	-	-
Jordan Woodard	12	6	-	-	-	-	8	1	6

GAME MARGINS

	1	2	3	4	5	6	7	8	9	10	11	12	13	14	15	16+	OU IN GAMES DECIDED BY ...	
Wins by...	-	1	-	-	-	1	-	1	1	-	-	-	-	-	-	4	5 points or less	1-4
Losses by...	-	-	2	1	1	1	-	-	-	-	2	-	-	-	-	2	6-10 points	3-1
																	11-19 points	1-2
																	20 or more points.....	3-2

LEADS AND DEFICITS

Largest lead.....	40 (96-56), vs. Northwestern State, 11/13	Largest halftime deficit in a win..	4 (30-26), vs. Abilene Christian, 11/25
Largest deficit.....	34 (57-33), vs. Baylor, 12/30	Largest deficit in a win	15 (66-51), vs. West Virginia, 1/18
Largest halftime lead	19 (46-27), vs. Northwestern State, 11/13	Largest winning margin.....	36 (97-61), vs. Northwestern State, 11/13
Largest halftime deficit	19 (36-17), vs. Baylor, 12/30	Largest losing margin	26 (76-50), vs. Baylor, 12/30

OU'S RECORD WHEN...

Home	5-4	Same 3-point field goals	0-1
Played at Lloyd Noble Center	5-3	Bench outscores or ties opponent bench.....	6-7
Road.....	1-3	Bench outscored by opponent bench	3-2
Neutral Site	2-2	More or same points in the paint.....	5-7
Overtime.....	1-2	Fewer points in the paint.....	3-2
Big 12 Conference Games.....	2-4	More or same fast break points	7-3
Non-Conference Games	6-5	Fewer fast break points.....	1-6
vs. AP Top 25 opponents	1-3	More or same second chance points.....	6-6
vs. Power Five school (Big 12, Big 10, Pac 12, SEC, ACC)	3-6	Fewer second chance points	2-3
vs. non-Power Five school.....	5-3	Outrebound opponent.....	5-3
On no days rest.....	0-1	Tied or outrebounded by opponent	3-6
On one days rest	1-0	Same or fewer TOs than opp.	6-5
On two days rest.....	0-2	More TOs than opp.	2-4
On three days rest	4-4	Score fewer than 50 pts.	0-0
On four days rest.....	2-0	Score 50-59 pts.	0-2
One five+ days rest.....	0-2	Score 60-69 pts.	0-2
Ahead at the half.....	7-6	Score 70-79 pts.	2-4
Behind at the half	1-3	Score 80-89 pts.	4-0
Tied at the half.....	0-0	Score 90 or more pts.	2-1
FG% of .500 or more	4-1	Allow fewer than 50 pts.	0-0
FG% less than .500.....	3-7	Allow 50-59 pts.	0-0
Better FG% than opp.....	6-0	Allow 60-69 pts.	5-1
Worse FG% than opp.	2-9	Allow 70-79 pts.	2-5
Same FG% as opp.	0-0	Allow 80-89 pts.	1-1
More 3-point field goals.....	3-2	Allow 90 or more pts.	0-2
Fewer 3-point field goals.....	5-6		

OKLAHOMA TEAM HIGHS AND LOWS

STAT	FIRST HALF HIGH	SECOND HALF HIGH	GAME HIGH	FIRST HALF LOW	SECOND HALF LOW	GAME LOW
Points	47 vs. Memphis, 12/17	51 (Twice)	97 vs. Northwestern St, 11/13	17 vs. Baylor, 12/30	28 vs. Northern Iowa, 11/18	50 vs. Baylor, 12/30
FG Made	19 vs. Memphis, 12/17	20 vs. Northwestern St, 11/13	37 vs. Northwestern St, 11/13	7 (3 Times)	6 vs. Northern Iowa, 11/18	17 vs. Baylor, 12/30
FG Attempted	35 (3 Times)	38 vs. Auburn, 12/21	73 vs. Memphis, 12/17	23 vs. Abilene Christian, 11/25	22 (Twice)	48 vs. Kansas State, 1/7
FG Percentage	.559 vs. Memphis, 12/17	.682 vs. Kansas State, 1/7	.587 vs. Northwestern St, 11/13	.235 vs. Auburn, 12/21	.273 vs. Northern Iowa, 11/18	.308 vs. Wichita State, 12/20
3FG Made	6 vs. Memphis, 12/17	6 (Twice)	12 vs. Memphis, 12/17	1 (3 Times)	1 vs. Wisconsin, 12/3	3 vs. Abilene Christian, 11/25
3FG Attempted	15 vs. No. Colorado, 11/29	14 vs. Clemson, 11/20	23 (3 Times)	6 (3 Times)	3 vs. Kansas State, 1/7	11 vs. Kansas State, 1/7
3FG Percentage	.667 vs. Clemson, 11/20	.800 vs. Tulane, 11/17	.545 vs. Kansas State, 1/7	.111 vs. Auburn, 12/21	.167 vs. Wisconsin, 12/3	.214 vs. Abilene Christian, 11/25
FT Made	14 vs. Wichita State, 12/20	20 vs. Texas Tech, 1/14	30 vs. Texas Tech, 1/14	0 vs. Baylor, 12/30	3 (3 Times)	6 (Twice)
FT Attempted	23 vs. Abilene Christian, 11/25	26 vs. Texas Tech, 1/14	46 vs. Abilene Christian, 11/25	2 vs. Baylor, 12/30	4 vs. Clemson, 11/20	7 vs. Clemson, 11/20
FT Percentage	1.000 (Twice)	.867 vs. Northern Iowa, 11/18	.938 vs. Oral Roberts, 12/7	.000 vs. Baylor, 12/30	.429 vs. TCU, 1/3	.524 vs. No. Colorado, 11/29
Off. Rebounds	11 vs. Kansas, 1/10	12 vs. Texas Tech, 1/14	17 vs. Auburn, 12/21	1 vs. Texas Tech, 1/14	2 vs. Kansas State, 1/7	5 (Twice)
Def. Rebounds	19 (Twice)	18 vs. Wichita State, 12/20	34 vs. Tulane, 11/17	10 (Twice)	8 (3 Times)	19 (3 Times)
Total Rebounds	26 (Twice)	26 vs. Wichita State, 12/20	46 (Twice)	14 vs. Kansas State, 1/7	11 vs. Wisconsin, 12/3	26 vs. Kansas State, 1/7
Assists	11 vs. Tulane, 11/17	10 (Twice)	21 vs. Tulane, 11/17	3 vs. (3 Times)	2 vs. Wisconsin, 12/3	4 vs. Wisconsin, 12/3
Steals	9 vs. Oral Roberts, 12/7	10 vs. Abilene Christian, 11/25	16 vs. Oral Roberts, 12/7	0 vs. Kansas State, 1/7	0 vs. Wisconsin, 12/3	1 vs. Wisconsin, 12/3
Blocks	6 vs. No. Colorado, 11/29	6 vs. Wichita State, 12/20	9 (Twice)	0 (Twice)	1 (6 Times)	1 (Twice)
Turnovers	10 vs. Clemson, 11/20	12 vs. Northern Iowa, 11/18	24 vs. Northern Iowa, 11/18	3 vs. Wichita State, 12/20	3 vs. Clemson, 11/20	10 vs. Wichita State, 12/20
Fouls	11 (3 Times)	17 vs. Auburn, 12/21	27 vs. Auburn, 12/21	6 (Twice)	7 (Twice)	12 (Twice)
Points in the Paint	24 vs. No. Colorado, 11/29	30 vs. Northwestern St, 11/13	52 (Twice)	8 vs. Abilene Christian, 11/25	6 vs. Northern Iowa, 11/18	16 vs. Baylor, 12/30
Second-Chance Points	13 vs. West Virginia, 1/18	11 vs. Texas Tech, 1/14	20 vs. West Virginia, 1/18	0 (Twice)	0 (Twice)	0 vs. Clemson, 11/20
Fast Break Points	8 vs. Northwestern St, 11/13	10 vs. No. Colorado, 11/29	20 vs. West Virginia, 1/18	0 (6 Times)	0 (3 Times)	0 (Twice)
Points off Turnovers	15 vs. Clemson, 11/20	20 vs. Abilene Christian, 11/25	30 vs. Oral Roberts, 12/7	2 (Twice)	2 vs. Wisconsin, 12/3	4 vs. Wisconsin, 12/3
Bench Points	25 vs. TCU, 1/3	27 vs. Northwestern St, 11/13	41 (Twice)	9 vs. Texas Tech, 1/14	0 vs. Northern Iowa, 11/18	10 vs. Northern Iowa, 11/18

OKLAHOMA INDIVIDUAL HIGHS

STAT	FIRST HALF HIGH	SECOND HALF HIGH	GAME HIGH
Points	17, Rashard Odomes vs. Texas Tech, 1/14	18, Jordan Woodard vs. Texas Tech, 1/14	28, Jordan Woodard vs. Wichita State, 12/20
FG Made	7, Rashard Odomes vs. Texas Tech, 1/14	5, 6 Times, Last: Jordan Woodard vs. West Virginia, 1/18	9, Twice, Last: Rashard Odomes vs. Texas Tech, 1/14
FG Attempted	11, Christian James vs. Wichita State, 12/20	10, Jordan Woodard vs. Clemson, 11/20	18, Jordan Woodard vs. Memphis, 12/17
3FG Made	3, Jordan Woodard vs. Wisconsin, 12/3	4, Christian James vs. Clemson, 11/20	5, Christian James vs. Clemson, 11/20
3FG Attempted	5, Christian James vs. Wichita State, 12/20	5, Twice, Last: Jordan Woodard vs. Wichita State, 12/20	10, Jordan Woodard vs. Northern Iowa, 11/18
FT Made	6, Rashard Odomes vs. Texas Tech, 1/14	8, Jordan Woodard vs. Texas Tech, 1/14	14, Jordan Woodard vs. Texas Tech, 1/14
FT Attempted	6, Rashard Odomes vs. Texas Tech, 1/14	8, Twice, Last: Jordan Woodard vs. Texas Tech, 1/14	14, Jordan Woodard vs. Texas Tech, 1/14
Off. Rebounds	4, 3 Times, Last: Khadeem Lattin vs. Kansas, 1/10	4, Khadeem Lattin vs. Northern Iowa, 11/18	6, Khadeem Lattin vs. Northwestern St, 11/13
Def. Rebounds	5, Jamuni McNeace vs. Memphis, 12/17	6, Jamuni McNeace vs. No. Colorado, 11/29	7, 5 Times, Last: Jordan Woodard vs. Texas Tech, 1/14
Total Rebounds	8, Jamuni McNeace vs. Memphis, 12/17	6, Jamuni McNeace vs. No. Colorado, 11/29	12, Kristian Doolittle vs. Tulane, 11/17
Assists	4, 5 Times, Last: Jordan Woodard vs. West Virginia, 1/18	5, Jordan Woodard vs. Clemson, 11/20	9, Jordan Woodard vs. Clemson, 11/20
Steals	3, Twice, Last: Christian James vs. Oral Roberts, 12/7	3, 4 Times, Last: Kameron McGusty, 1/3	4, 5 Times, Last: Jordan Woodard vs. West Virginia, 1/18
Blocks	4, Khadeem Lattin vs. No. Colorado, 11/29	4, Khadeem Lattin vs. Kansas, 1/10	5, Twice, Last: Khadeem Lattin vs. Kansas, 1/10

OKLAHOMA TOP INDIVIDUAL PERFORMANCES

POINTS 28, Jordan Woodard vs. Wichita State, 12/10 27, Jordan Woodard vs. Texas Tech, 1/14 24, Rashard Odomes vs. Texas Tech, 1/14 22, Jordan Woodard vs. Memphis, 12/17 22, Jordan Woodard vs. Tulane, 11/17	REBOUNDS 12, Kristian Doolittle vs. Tulane, 11/17 11, Khadeem Lattin vs. Kanasa, 1/10 11, Khadeem Lattin vs. Northwestern St, 11/13 9, 4 Times, Last: Jamuni McNeace, 12/17	ASSISTS 9, Jordan Woodard vs. Clemson, 11/20 7, Jordan Woodard vs. No. Colorado, 11/29 7, Jordan Woodard vs. Tulane, 11/17 5, 4 Times vs. Jordan Woodard vs. West Virginia, 1/18
STEALS 4, Jordan Woodard vs. West Virginia, 1/18 4, Kameron McGusty vs. TCU, 1/3 4, Khadeem Lattin vs. Oral Roberts, 12/7 4, Christian James vs. Oral Roberts, 12/7 4, Jordan Woodard vs. Tulane, 11/17	BLOCKS 5, Khadeem Lattin vs. Kansas, 1/10 5, Khadeem Lattin vs. No. Colorado, 11/29 4, Khadeem Lattin vs. West Virginia, 1/18 4, Khadeem Lattin vs. Wichita State, 12/10 4, Khadeem Lattin vs. Northern Iowa, 11/18	FIELD GOAL PERCENTAGE (MIN. 5 MAKES) .875 (7-8), Kristian Doolittle vs. No. Colorado, 11/29 .857 (6-7), Matt Freeman vs. Northwestern St, 11/13 .833 (5-6), Khadeem Lattin vs. No. Colorado, 11/29 .778 (7-9), Khadeem Lattin vs. Northwestern St, 11/13

OPPONENT TEAM HIGHS AND LOWS

STAT	FIRST HALF HIGH	SECOND HALF HIGH	GAME HIGH	FIRST HALF LOW	SECOND HALF LOW	GAME LOW
Points	43 by Kansas State, 1/7	54 by Kansas, 1/10	99 by Memphis, 12/17	18 by Northern Iowa, 11/18	26 by TCU, 1/3	60 by TCU, 1/3
FG Made	16 by Baylor, 12/30	19 by Wisconsin, 12/3	33 (Twice)	7 by Northern Iowa, 11/18	9 by TCU, 1/3	21 (3 Times)
FG Attempted	37 by West Virginia, 1/18	39 by Clemson, 11/20	71 (Twice)	25 by Memphis, 12/17	20 by Kansas State, 1/7	48 by Kansas State, 1/7
FG Percentage	.536 by Kansas State, 1/7	.633 by Wisconsin, 12/3	.569 by Memphis, 12/17	.259 by Northern Iowa, 11/18	.300 by Wichita State, 12/10	.309 by Clemson, 11/20
3FG Made	6 (Twice)	9 by Kansas, 1/10	12 (Twice)	1 by Abilene Christian, 11/25	1 (Twice)	4 by Northwestern St,11/13
3FG Attempted	18 (Twice)	16 (Twice)	33 by No. Colorado, 11/29	6 by Abilene Christian, 11/25	5 by West Virginia, 1/18	15 by Northwestern St,11/13
3FG Percentage	.545 by Tulane, 11/17	.571 by Wisconsin, 12/3	.500 by Tulane, 11/17	.154 by Texas Tech, 1/14	.143 by TCU, 1/3	.267 by Northwestern St,11/13
FT Made	9 by Memphis, 12/17	14 (Twice)	28 by Memphis, 12/17	0 by Baylor, 12/30	1 by No. Colorado, 11/29	4 by No. Colorado, 11/29
FT Attempted	12 by Northern Iowa, 11/18	21 by Auburn, 12/21	32 by Memphis, 12/17	1 by Baylor, 12/30	3 by Northern Iowa, 11/18	7 by No. Colorado, 11/29
FT Percentage	1.000 (4 Times)	1.000 by Northern Iowa, 11/18	.875 by Memphis, 12/17	.000 by Baylor, 12/30	.250 by No. Colorado, 11/29	.474 by Abilene Christian, 11/25
Off. Rebounds	9 by Clemson, 11/20	14 by Clemson, 11/20	23 by Clemson, 11/20	1 by Oral Roberts, 12/7	2 (3 Times)	5 by Northern Iowa, 11/18
Def. Rebounds	19 by Abilene Christian, 11/25	19 by Auburn, 12/21	37 by Auburn, 12/21	6 by Wisconsin, 12/3	5 (Twice)	16 by Northwestern St,11/13
Total Rebounds	26 by Abilene Christian, 11/25	27 by Clemson, 11/20	47 by Clemson, 11/20	12 by Memphis, 12/17	8 by Kansas State, 1/7	26 by Kansas State, 1/7
Assists	11 (Twice)	10 by Wisconsin, 12/3	17 (Twice)	2 by Abilene Christian, 11/25	4 (Twice)	6 by Abilene Christian, 11/25
Steals	7 by Abilene Christian, 11/25	8 (Twice)	13 by Abilene Christian, 11/25	0 by Texas Tech, 1/14	1 by Clemson, 11/20	4 (3 Times)
Blocks	6 by West Virginia, 1/18	9 by TCU, 1/3	13 by TCU, 1/3	0 (4 Times)	0 (4 Times)	0 (Twice)
Turnovers	11 (3 Times)	14 (Twice)	23 by Auburn, 12/21	3 by Wisconsin, 12/3	1 by Wisconsin, 12/3	5 by Wisconsin, 12/3
Fouls	16 by Abilene Christian, 11/25	16 (Twice)	32 by Abilene Christian, 11/25	4 (3 Times)	6 (Twice)	11 (Twice)
Points in the Paint	22 by Abilene Christian, 11/25	24 by Memphis, 12/17	52 by Memphis, 12/17	10 by Auburn, 12/21	10 by Abilene Christian, 11/25	22 (3 Times)
Second-Chance Points	11 by West Virginia, 1/18	17 by Baylor, 12/30	23 by Baylor, 12/30	0 by Auburn, 12/21	1 by Wichita State, 12/10	3 by Wichita State, 12/10
Fast Break Points	9 by Kansas State, 1/7	10 by Memphis, 12/17	13 by Kansas State, 1/7	0 (6 Times)	0 (4 Times)	0 (Twice)
Points off Turnovers	11 by Abilene Christian, 11/25	14 by Wisconsin, 12/3	24 (Twice)	2 (4 Times)	3 by Texas Tech, 1/14	5 by Texas Tech, 1/14
Bench Points	22 by Wichita State, 12/10	20 by Abilene Christian, 11/25	40 by Wichita State, 12/10	2 (3 Times)	2 by Kansas, 1/10	5 by Kansas, 1/10

OPPONENT INDIVIDUAL HIGHS

STAT	FIRST HALF HIGH	SECOND HALF HIGH	GAME HIGH
Points	13, 3 Times, Last: Kamau Stokes of Kansas State, 1/7	19, Frank Mason III of Kansas, 1/10	28, Twice, Last: Frank Mason III of Kansas, 1/10
FG Made	6, Johnathan Motley of Baylor, 12/30	7, Frank Mason III of Kansas, 1/10	11, Frank Mason III of Kansas, 1/10
FG Attempted	11, Jordan Davis of No. Colorado, 11/29	12, Twice, Last: Frank Mason III of Kansas, 1/10	20, Twice, Last: Frank Mason III of Kansas, 1/10
3FG Made	4, Ethan Happ of Wisconsin, 12/3	4, Twice, Last: Frank Mason III of Kansas, 1/10	5, Twice, Last: Frank Mason III of Kansas, 1/10
3FG Attempted	6, Jordan Davis of No. Colorado, 11/29	7, Kris Martin of Oral Roberts, 12/7	10, 3 Times, Last: Kris Martin of Oral Roberts, 12/7
FT Made	4, Twice, Last: Kamau Stokes of Kansas State, 1/7	9, Jared Harper of Auburn, 12/21	11, Jared Harper of Auburn, 12/21
FT Attempted	5, Nigel Hayes of Wisconsin, 12/3	10, Jared Harper of Auburn, 12/21	13, Nigel Hayes of Wisconsin, 12/3
Off. Rebounds	5, Sidy Djitte of Clemson, 11/20	4, Svi Mykhailiuk of Kansas, 1/10	7, Sidy Djitte of Clemson, 11/20
Def. Rebounds	6, Jaren Lewis of Abilene Christian, 11/25	7, Daniel Purifoy of Auburn, 12/21	11, Landen Lucas of Kansas, 1/10
Total Rebounds	9, Sidy Djitte of Clemson, 11/20	8, Lucas Landen of Kansas, 1/10	14, Sidy Djitte of Clemson, 11/20
Assists	4, 3 Times, Last: Barry Brown of Kansas State, 1/7	5, Alex Robinson of TCU, 1/3	7, Twice, Last: Jordan Davis of No. Colorado, 11/29
Steals	2, 11 Times, Last: Devonte' Graham vs. Kansas, 1/10	5, Jeremy Morgan of Northern Iowa, 11/18	7, Jeremy Morgan of Northern Iowa, 11/18
Blocks	2, 6 Times, Last: Carlton Bragg Jr. vs. Kansas, 1/10	4, Shaquille Morris of Wichita State, 12/10	5, Shaquille Morris of Wichita State, 12/10

OPPONENT TOP INDIVIDUAL PERFORMANCES

POINTS 28, Frank Mason III of Kansas, 1/10 28, Nigel Hayes of Wisconsin, 12/3 26, Dedric Lawson of Memphis, 12/17 25, Jeremiah Martin of Memphis, 12/17 23, Jevon Carter of West Virginia, 1/18	REBOUNDS 14, Sidy Djitte of Clemson, 11/20 13, Lucas Landen of Kansas, 1/10 13, Johnathan Motley of Baylor, 12/30 13, KJ Lawson of Memphis, 12/17 12, 3 Times, Last: Mustapha Heron of Auburn 12/21	ASSISTS 7, Jordan Davis of No. Colorado, 11/29 7, Malik Morgan of Tulane, 11/17 6, 5 Times, Last: Jevon Carter of West Virginia, 1/18
STEALS 7, Jeremy Morgan of Northern Iowa, 11/18 4, Jake Lindsey of Baylor, 12/30 4, Mustapha Heron of Auburn, 12/21 3, 4 Times, Last: Jalen Bradley of Oral Roberts, 12/7	BLOCKS 5, Shaquille Morris of Wichita State, 12/10 4, Jeremy Morgan of Northern Iowa, 11/18 4, Ryan Smith of Tulane, 11/17 3, 4 Times, Last: Carlton Bragg Jr. of Kansas, 1/10	FIELD GOAL PERCENTAGE (MIN. 5 MAKES) .778 (7-9), Ethan Happ of Wisconsin, 12/3 .750 (6-8), Markel Crawford of Memphis, 12/17 .750 (6-8), D'Mitrik Trice of Wisconsin, 12/3 .700 (7-10), Zach Smith of Texas Tech, 1/14 .615 (8-13), Nigel Hayes of Wisconsin, 12/3

#40 RICHARD ANDERSON 6-2 180 FR GUARD MIDWEST CITY, OKLA. (MIDWEST CITY HS)



2016-17 AVERAGES				
GP-GS	PTS	REB	AST	MIN
2-0	0.0	0.0	0.0	2.0

2016-17 BIG 12 AVERAGES				
GP-GS	PTS	REB	AST	MIN
0-0	0.0	0.0	0.0	0.0

► **2016-17:** Made his collegiate debut on Nov. 13 against Northwestern State, registering two minutes played.
 ► **HIGH SCHOOL:** Walk-on freshman from Midwest City, Okla...Valedictorian at Midwest City HS with a 4.0 GPA...Participated in OBCA All-Star Game...An honorable mention selection on the Oklahoman's 2016 Big All-City Team.

CAREER HIGHS

Points	3-Pt FG Made	FT Attempts	Blocks
FG Made	3-Pt FG Attempts	Rebounds	Steals
FG Attempts	FT Made	Assists	Minutes 3 vs. Oral Roberst (12/7/16)

#21 DANTE BUFORD 6-7 221 R-SO FORWARD GREENVILLE, S.C. (ARLINGTON COUNTRY DAY SCHOOL [FLA.])



2016-17 AVERAGES				
GP-GS	PTS	REB	AST	MIN
13-4	2.6	1.0	0.1	8.8

2016-17 BIG 12 AVERAGES				
GP-GS	PTS	REB	STL	MIN
5-2	2.0	1.2	0.2	6.2

► **2016-17:** Scored a season-high 10 points (3-of-5 from 3-point range) vs. Memphis on Dec. 17.
 ► **2015-16:** Appeared in 36 games off the bench, the second-most games played by a freshman in program history...Led the Sooner bench in points per game (3.5) and minutes (12.3)...Connected on 13-of-40 (.325) shots from behind the arc...Poured in a season-high 14 points at Iowa State (Jan. 18) on perfect 4-for-4 shooting from beyond the 3-point arc...Dished out a career-best four assists vs. CSUB in first round of NCAA Tournament (March 18)... A top-75 national recruit coming out of high school.

CAREER HIGHS

Points 14 vs. Iowa State (1/18/16)	3-Pt FG Made 4 vs. Iowa State (1/18/16)	FT Attempts 8 vs. West Virginia (1/16/16)	Blocks 2 (three times)
FG Made 4 (twice)	3-Pt FG Attempts 4 (twice)	Rebounds 8 at Memphis (11/17/15)	Steals 2 (twice)
FG Attempts 7 (four times)	FT Made 7 vs. West Virginia (1/16/16)	Assists 4 vs. CSUB (3/18/16)	Minutes 23 at Memphis (11/17/15)

#25 C.J. COLE 6-7 245 SR FORWARD SPERRY, OKLA. (SPERRY HS)



2016-17 AVERAGES				
GP-GS	PTS	REB	AST	MIN
10-0	0.2	0.3	0.1	2.3

2016-17 BIG 12 AVERAGES				
GP-GS	PTS	REB	AST	MIN
3-0	0.0	0.0	0.0	1.0

► **2015-16:** Appeared in 11 games off the bench, averaging 0.5 points and 0.4 rebounds in 2.5 minutes...Named to the Academic All-Big 12 first team...Graduated in May 2016 with a degree in chemical biosciences with a 3.97 GPA...Presented the Elite 90 Award at the 2016 Final Four, given to the student-athlete with the top GPA among Final Four participants.

CAREER HIGHS

Points 4 vs. Incarnate Word (11/24/15)	3-Pt FG Made 2 (six times)	FT Attempts 3 (twice)	Blocks 1 (11/13/13)
FG Made 2 vs. Incarnate Word (11/24/15)	3-Pt FG Attempts 1 (three times)	Rebounds 2 (three times)	Steals 8 (twice)
FG Attempts 3 vs. Incarnate Word (11/24/15)	FT Made 1 (twice)	Assists	Minutes

#11 KRISTIAN DOOLITTLE 6-7 236 FR FORWARD EDMOND, OKLA. (EDMOND MEMORIAL HS)



2016-17 AVERAGES				
GP-GS	PTS	REB	AST	MIN
17-11	7.4	5.5	1.1	22.9

2016-17 BIG 12 AVERAGES				
GP-GS	PTS	REB	AST	MIN
6-4	7.2	6.0	1.5	25.5

► **2016-17:** Scored a career-high 17 points on 7-of-8 shooting in 18 minutes off the bench against Northern Colorado (Nov. 29)...Had his first double-digit scoring performance with 13 points against Northern Iowa (Nov. 18)...Recorded his first game of double-digit rebounds when he pulled down 12 boards and scored eight points against Tulane...The first freshman to start for the Sooners since Jordan Woodard in the 2013-14 season.

► **HIGH SCHOOL:** Ranked as the No. 69 overall player in the 2016 class by ESPN and a four-star recruit by both Scout.com and 247Sports...Rated as the No. 1 high school recruit coming out of the state of Oklahoma by ESPN...Led Edmond Memorial to the Class 6A quarterfinals as a senior, scoring 31 points in the team's final game...As a senior, averaged 24.0 points, 13.0 rebounds and 5.0 assists...Named to the Central Oklahoma Athletic Conference First Team...Named to USA Today's All-USA Oklahoma Team...Named to the Oklahoman's

Super Five team...Participated in the 2015 NIKE Global Challenge and averaged 10.8 points, 5.8 rebounds, 1.2 assists and 1.2 steals...Won the Class 6A state title his freshman season alongside current Sooner teammate Jordan Woodard...Older brother Kameron played football at Oklahoma State as a wide receiver.

CAREER HIGHS

Points	17 vs. No. Colorado (11/29/16)	3-Pt FG Made	1 (3 times)	FT Attempts	8 (twice)	Blocks	1 (four times)
FG Made	7 vs. No. Colorado (11/29/16)	3-Pt FG Attempts	3 vs. Kansas (1/10/17)	Rebounds	12 vs. Tulane (11/17/16)	Steals	2 (four times)
FG Attempts	10 vs. Kansas (1/10/17)	FT Made	7 vs. Abilene Christian (11/25/16)	Assists	4 vs. Kansas State (1/7/17)	Minutes	34 vs. Northern Iowa (11/18/16)

#5 MATT FREEMAN 6-10 224 R-FR FORWARD AUCKLAND, NEW ZEALAND (WESTLAKE BOYS HS)



2016-17 AVERAGES				
GP-GS	PTS	REB	AST	MIN
17-2	4.1	1.8	0.4	10.9

2016-17 BIG 12 AVERAGES				
GP-GS	PTS	REB	AST	MIN
6-0	3.3	1.3	0.3	9.8

► **2016-17:** Made his first collegiate start on Nov. 29 against Northern Colorado...In his OU debut (Nov. 13 vs. Northwestern State), shot 6-of-7 from the field and 3-of-4 from 3-point range to score 15 points...His 15 points were the most by a Sooner freshman in a season opener since Steven Pledger (21 in 2009) and the most points off the bench by an OU player since Rashard Odomes (15, Nov. 20, 2015).

► **HIGH SCHOOL:** Joined the Sooners midway through the 2015-16 season as a redshirt after graduating in the fall of 2015...Ranked as a four-star recruit by Rivals.com and earned three stars from both Scout.com and 247Sports...Attended Westlake Boys High School in Auckland, New Zealand where he averaged 31.0 points and 13.0 rebounds in his senior season...Scored a combined 135 points in the final three games of his high school career...At the 2015 Adidas Global Nations in California he averaged 17.8 points, 3.3 rebounds and 1.5 assists

for the Asian Pacific Team...Member of the New Zealand squad which won the 2015 FIBA Under-18 3x3 World Championship finals in Hungary, defeating Argentina in the finals...Born in Auckland, New Zealand.

CAREER HIGHS

Points	15 vs. Northwestern St (11/13/16)	3-Pt FG Made	3 vs. Northwestern St (11/13/16)	FT Attempts	2 (3 times)	Blocks	1 (3 times)
FG Made	6 vs. Northwestern St (11/13/16)	3-Pt FG Attempts	4 (Twice)	Rebounds	4 (3 times)	Steals	1 (4 times)
FG Attempts	7 (twice)	FT Made	2 (twice)	Assists	2 vs. Northern Iowa (11/18/16)	Minutes	20 (twice)

#22 DANIEL HARPER 6-1 190 SR GUARD NORMAN, OKLA. (NORMAN HS)



2016-17 AVERAGES				
GP-GS	PTS	REB	AST	MIN
1-0	0.0	1.0	1.0	2.0

2016-17 BIG 12 AVERAGES				
GP-GS	PTS	REB	STL	MIN
0-0	0.0	0.0	0.0	0.0

► **2015-16:** A walk-on guard...In seven games, tallied 15 total minutes for an average of 2.1 per contest...His two steals vs. McNeese State (Nov. 20) marked a career high...Registered a career-high four minutes vs. Central Arkansas (Dec. 3).

CAREER HIGHS

Points	3 vs. Texas Tech (1/28/15)	3-Pt FG Made	1 vs. Texas Tech (1/28/15)	FT Attempts	None	Blocks	None
FG Made	1 vs. Texas Tech (1/28/15)	3-Pt FG Attempts	1 (three times)	Rebounds	1 (four times)	Steals	2 vs. McNeese State (11/20/15)
FG Attempts	1 (six times)	FT Made	None	Assists	1 (three)	Minutes	4 vs. UCA (12/3/15)

#3 CHRISTIAN JAMES 6-4 218 SO GUARD HOUSTON, TEXAS (BELLAIRE HS)



2016-17 AVERAGES				
GP-GS	PTS	REB	AST	MIN
17-13	9.7	4.0	1.5	24.6

2016-17 BIG 12 AVERAGES				
GP-GS	PTS	REB	AST	MIN
6-3	4.8	2.8	1.2	22.8

► **2016-17:** Through 17 games, is shooting 26-for-59 (.441) from behind the arc, already surpassing his 2015-16 season total (17-of-34 in 35 games)...His 3-point field goal percentage of .441 ranks fourth among all Big 12 players...Tied a career-high 17 points against Oral Roberts (Dec. 7) while picking off a career-best four steals...Notched 14 points and seven rebounds against Northern Colorado (Nov. 29)...Scored 14 second-half points on 5-of-7 shooting and finished with a career-best 17 points and 5-of-5 shooting from 3-point range vs. Clemson (Nov. 20)...First Sooner to shoot 100 percent from 3-point range on at least five attempts since Buddy Hield went 7-for-7 in Nov., 2014...Scored double figures in back-to-back games for the first time in his career by tallying 12 points against both Northwestern State (Nov. 13) and Tulane (Nov. 17).

► **2015-16:** Saw action in 35 games – the fourth-most games played by a freshman in OU history...Averaged 2.9 points and 1.7 rebounds in 9.4 minutes per contest...Shot .426 (29-68) from the floor, .500 (17-34) from beyond the arc and .771 (27-35) from the free throw line...Saw an increased role during the Sooners' postseason run, averaging 17.0 minutes in the Big 12 Championship Semifinals and five NCAA Tournament games... In five NCAA Tournament games, averaged 4.8 points and 3.6 rebounds...Pulled down a career-high 10 rebounds in West Regional Final versus Oregon on March 26...Scored in double figures on four occasions: Dec. 3 vs. Central Arkansas (11), Feb. 2 vs. TCU (12), March 11 vs. West Virginia (Big 12 Championship Semifinals, 13) and March 24 vs Texas A&M (NCAA Tournament, 12).

CAREER HIGHS

Points	17 (twice)	3-Pt FG Made	5 vs. Clemson (11/20/16)	FT Attempts	10 vs. Wichita State (12/10/16)	Blocks	1 (five times)
FG Made	6 (twice)	3-Pt FG Attempts	6 vs. Texas A&M (3/24/16)	Rebounds	10 vs. Oregon (3/26/16)	Steals	2 (three times)
FG Attempts	17 vs. Wichita State (12/10/16)	FT Made	8 vs. Wichita State (12/10/16)	Assists	3 (three times)	Minutes	35 vs. Baylor (12/30/16)

#12 KHADEEM LATTIN 6-9 212 JR FORWARD HOUSTON, TEXAS (REDEMPTION CHRISTIAN HOME SCHOOL ACADEMY)



2016-17 AVERAGES				
GP-GS	PTS	REB	BLK	MIN
17-17	8.5	5.8	2.2	23.8

2016-17 BIG 12 AVERAGES				
GP-GS	PTS	REB	BLK	MIN
6-6	7.3	5.7	2.7	25.3

► **2016-17:** Boasts five games of four or more blocks...Entering the year with six career games of double-digit scoring, he has scored 10 or more points in six of OU's 16 contests this season...Swatted a season-best five blocks vs. both Kansas (Jan. 10) and Northern Colorado (Nov. 29)...Tallied a season-high four blocks against Northern Iowa (Nov. 18)...Opened the year with a career-high 19 points (7-of-9 shooting), 11 rebounds and two blocks for his third career double-double...One of two returning starters from the 2016 Final Four squad...Ranks fourth in program history in career blocked shots with 135.

► **2015-16:** Started all 37 games for the Sooners, averaging 5.6 points, 5.3 rebounds (3rd on the team, 17th in Big 12) and 2.1 blocks per contest (1st in Big 12)...His 77 blocks in 2015-16 were the third most in school history and helped earn his way onto the Big 12 All-Defensive Team...His 2.1 blocks per game led all Big 12 players...Boasted the highest field goal percentage on the team by shooting 88-of-158 (.557)...Recorded two double-doubles: at Kansas on Jan. 4 (10 points, 14 rebounds) and vs. Kansas State on Jan. 9 (10 points, 10 rebounds)...Averaged 2.7 rejections per game in league contests (led Big 12)...Registered at least six blocks on five occasions...Swatted a career-high eight shots vs. Texas Tech Jan. 26)...Tallied career-high 17 points versus Hawaii (Dec. 23)...Pulled down a career-best 14 rebounds at Kansas (Jan. 4).

CAREER HIGHS

Points	19 vs. Northwestern St (11/13/16)	3-Pt FG Made	None	FT Attempts	6 (five times)	Blocks	8 vs. Texas Tech (1/26)
FG Made	7 (twice)	3-Pt FG Attempts	1 (three times)	Rebounds	14 vs. Kansas (1/4/16)	Steals	4 vs. Oral Roberts (12/7/16)
FG Attempts	10 vs. Clemson (11/20/16)	FT Made	5 (four times)	Assists	3 vs. Baylor (1/23/16)	Minutes	46 vs. Kansas (1/4/16)

#20 KAMERON MCGUSTY 6-5 191 FR GUARD KATY, TEXAS (SUNRISE CHRISTIAN ACADEMY [KAN.])



2016-17 AVERAGES				
GP-GS	PTS	REB	AST	MIN
17-3	8.2	1.8	0.9	19.8

2016-17 BIG 12 AVERAGES				
GP-GS	PTS	REB	AST	MIN
6-3	13.3	2.3	1.0	29.8

► **2016-17:** Has scored nine or more points in every Big 12 game and has scored in double figures for five consecutive outings...Is third in conference scoring among Big 12 freshman with 13.3 points per game...Notched 17 points on the road at No. 7 West Virginia (Jan. 18)...Made his starting debut vs. Kansas on Jan. 10, scoring a team-best 13 points...Scored a career-high 20 points, shooting 5-of-9 from the field and 2-of-3 from 3-point range while making 8-of-9 foul shots against Kansas State on Jan. 7...The first Sooner freshman with a 20-point performance since Jordan Woodard scored 23 at West Virginia in 2014...Also the first Sooner to score 20 points off the bench since Romero Osby produced 22 points on 9-of-12 shooting against Arkansas in 2012...Shot a perfect 4-of-4 from the field to score 11 points in his first true road game (Dec. 3 at Wisconsin)...Registered career highs in rebounds (three) and blocks (two) vs. Northern Colorado (Nov. 29)...Reached double-digit points

for the first time in his career, scoring 14 points on 6-vs. Clemson (Nov. 20).

► **HIGH SCHOOL:** Ranked as the 33rd and 40th overall recruit by Scout.com and ESPN.com, respectively...247Sports named him the fifth-best shooting guard in the 2016 class and the sixth-best overall recruit from the state of Texas...Ranked as a four-star recruit by Rivals.com and Scout.com...Spent his senior season at Sunrise Christian Academy in Bel Aire, Kan. – the alma mater of former OU guard Buddy Hield...Averaged 22 points, five assists and three rebounds as a junior at Seven Lakes High School in Texas.

CAREER HIGHS

Points	20 vs. Kansas State (1/7/17)	3-Pt FG Made	3 vs. West Virginia (1/18/17)	FT Attempts	9 vs. Kansas State (1/7/17)	Blocks	2 vs. No. Colorado (11/29/16)
FG Made	7 vs. West Virginia (1/18/17)	3-Pt FG Attempts	7 vs. Baylor (12/30/16)	Rebounds	5 vs. West Virginia (1/18/17)	Steals	4 vs. TCU (1/3/17)
FG Attempts	16 vs. West Virginia (1/18/17)	FT Made	8 vs. Kansas State (1/7/17)	Assists	3 (twice)	Minutes	39 vs. West Virginia (1/18/17)

#4 JAMUNI MCNEACE

6-10 215 R-SO CENTER

ALLEN, TEXAS (ALLEN HS)



2016-17 AVERAGES

GP-GS	PTS	REB	BLK	MIN
17-0	4.6	4.5	1.2	15.8

2016-17 BIG 12 AVERAGES

GP-GS	PTS	REB	BLK	MIN
6-0	5.2	3.2	0.5	15.2

►**2016-17:** Shot 6-of-6 from the field to score a career-high 14 points off the bench against West Virginia (Jan. 18)...In a career-high 33 minutes of action against Memphis (Dec. 17), posted 13 points on 6-of-8 shooting while pulling down a career-high-tying nine boards...Ranks 10th in the Big 12 in blocks per game (1.3)...Pulled down a career-best nine rebounds vs. Tulane (Nov. 17).

►**2015-16:** Came off the bench on 27 occasions in, averaging 1.2 points and 1.4 rebounds in 7.7 minutes per contest...Shot .545 (12-22) from the floor and .429 (9-21) from the foul line...Tallied eight blocks and two steals on the season...Played in a season-high 14 minutes on two occasions: March 5 at TCU and March 24 vs. Texas A&M.

CAREER HIGHS

Points	14 vs. West Virginia (1/18/17)	3-Pt FG Made	7 vs. Auburn (12/21/16)	Blocks	3 (twice)
FG Made	6 vs. West Virginia (1/18/17)	3-Pt FG Attempts	9 (twice)	Steals	1 (five times)
FG Attempts	8 vs. Memphis (12/17/16)	FT Made	4 vs. Auburn (12/21/16)	Minutes	33 vs. Memphis (12/17/16)

#1 RASHARD ODOMES

6-6 212 SO GUARD

COPPERAS COVE, TEXAS (COPPERAS COVE HS)



2016-17 AVERAGES

GP-GS	PTS	REB	AST	MIN
17-17	10.6	3.9	2.0	25.9

2016-17 BIG 12 AVERAGES

GP-GS	PTS	REB	AST	MIN
6-6	11.7	5.3	2.2	29.0

►**2016-17:** Tallying just 35 points in 2015-16 (1.9 per game), has already quadrupled his total points output with 181 on the season (averaging 10.6 per game)... Shot 9-of-14 from the field en route to a career-high 24 points against Texas Tech (Jan. 14)...Against Tech, notched 17 points on 7-of-8 shooting in the opening half and added a career-best eight boards... Produced 17 points (12 in the second half) on 7-of-10 shooting at Wisconsin (Dec. 3)...Pulled down seven rebounds while scoring 11 points vs. Northern Iowa (Nov. 18)...Scored 15 points on 7-of-11 shooting against Tulane (Nov. 17).

►**2015-16:** Appeared in 18 games, averaging 1.9 points and 0.8 rebounds in 6.1 minutes per contest...Shot .458 (11-24) from the floor, .333 (1-3) from 3-point range and .571 (12-21) from the free throw line...Registered a season-high 15 points on 6-of-7 shooting at home against McNeese State (Nov. 20) – the most points by a

Sooner coming off the bench...His six FGM, seven FGA and 18 minutes in the McNeese State game also marked season highs...Appeared in three postseason games (March 18 vs. CSUB and March 20 vs. VCU, April 2 vs. Villanova).

CAREER HIGHS

Points	24 vs. Texas Tech (1/14/17)	3-PT FG Made	1 vs. McNeese State (11/20/15)	FT Attempts	7 (twice)
FG Made	9 vs. Texas Tech (1/14/17)	3-PT FG Attempts	2 vs. Oral Roberts (12/7/16)	Rebounds	8 vs. Texas Tech (1/14/17)
FG Attempts	14 vs. Texas Tech (1/14/17)	FT Made	6 (twice)	Assists	5 vs. Northwestern St (11/13/16)
				Blocks	1 (Twice)
				Steals	3 vs. Northwestern St (11/13/16)
				Minutes	36 vs. Northern Iowa (11/18/16)

#15 GRANT QUINN

6-4 185 FR GUARD

ARGYLE, TEXAS (LIBERTY CHRISTIAN HS)



2016-17 AVERAGES

GP-GS	PTS	REB	AST	MIN
0-0	0.0	0.0	0.0	0.0

2016-17 BIG 12 AVERAGES

GP-GS	PTS	REB	AST	MIN
0-0	0.0	0.0	0.0	0.0

►**HIGH SCHOOL:** A walk-on guard yet to see action for the Sooners...Named to the TAPPS All-District Second Team and TAPPS Academic All-State Team his senior season...Averaged 15 points per game as a senior...Graduated from Liberty Christian HS with a 3.8 GPA...Strung together a five-game streak with at least four 3-pointers his senior year...Played for coach Lance Burroughs...Also competed in track and field.

CAREER HIGHS

Points		3-Pt FG Made		FT Attempts		Blocks	
FG Made		3-Pt FG Attempts		Rebounds		Steals	
FG Attempts		FT Made		Assists		Minutes	

#13 JORDAN SHEPHERD 6-2 180 FR GUARD ASHEVILLE, N.C. (ASHEVILLE CHRISTIAN ACADEMY)



2016-17 AVERAGES				
GP-GS	PTS	REB	AST	MIN
15-4	3.9	0.5	1.5	14.1

2016-17 BIG 12 AVERAGES				
GP-GS	PTS	REB	AST	MIN
4-2	1.0	0.5	1.5	17.0


►**2016-17:** Earned his first career start on Dec. 17 against Memphis...Entering the Memphis game averaging just 2.7 points and 8.8 minutes, posted a career-high 18 points in his starting debut, adding two rebounds, two assists, one block and one steal in 37 minutes...Scored a nine points on 4-of-5 shooting with four dimes against Oral Roberts (Dec. 7)...Opened his collegiate career with eight points, two assists, two steals, one rebound and one block vs. Northwestern State (Nov. 13).

►**HIGH SCHOOL:** Honored as the 2015-16 Carolinas Athletic Association's Player of the Year after averaging 19.2 points, 5.1 assists, 5.1 rebounds and 2.1 steals per game as a senior...Named to the NCISAA 2-A All-State Team...Originally committed to James Madison but chose to reopen his recruitment after the program announced a coaching change.

CAREER HIGHS

Points	18 vs. Memphis (12/17/16)	3-Pt FG Made	2 vs. Memphis (12/17/16)	FT Attempts	4 (3 times)	Blocks	1 (4 times)
FG Made	6 vs. Memphis (12/17/16)	3-Pt FG Attempts	4 vs. Memphis (12/17/16)	Rebounds	2 (twice)	Steals	2 (twice)
FG Attempts	14 vs. Memphis (12/17/16)	FT Made	4 (twice)	Assists	4 vs. Oral Roberts (12/7/16)	Minutes	33 vs. Memphis (12/17/16)

#0 DARRION STRONG-MOORE 6-1 180 JR GUARD CHICAGO, ILL. (COFFEYVILLE COMMUNITY COLLEGE [KAN.])



2016-17 AVERAGES				
GP-GS	PTS	REB	AST	MIN
17-2	4.0	1.1	1.7	16.1

2016-17 BIG 12 AVERAGES				
GP-GS	PTS	REB	AST	MIN
6-2	4.8	1.0	1.2	13.5

►**2016-17:** Made his debut in the Sooner starting lineup on Jan. 7 at Kansas State... Entering January without a double-digit scoring game on the season, has racked up 10 points for the second-consecutive games...At K-State, shot 4-of-7 from the field and 2-of-3 from 3-point range while dishing out four assists in his starting debut...In three games of Big 12 play, is averaging 8.7 points (second on team) while shooting 50 percent from both the field (10-of-20) and 3-point range (6-of-12)...Dished out a career-high five assists vs. Wichita State (Dec. 10)...Made his Sooner debut on Nov. 13 vs. Northwestern State, scoring nine points (4-of-5 shooting) with three assists in 15 minutes.

►**JUNIOR COLLEGE:** A three-star recruit by Rivals.com...Wrapped up his junior college career at Coffeyville Community College in Kansas...Last season as a sophomore, played in 30 games (all starts) and averaged 17.7

points, 3.3 assists and 2.8 rebounds per game while shooting .443 from the floor and .324 from long range...As a freshman in 2014-15, averaged 21.3 points and 2.2 assists per game while shooting .471 from the field and .420 from 3-point range...Was named freshman of the year and MVP of the Kansas Jayhawk Community College Conference and was named a third-team NJCAA All-American.

CAREER HIGHS

Points	10 (twice)	3-Pt FG Made	2 (4 times)	FT Attempts	3 vs. No. Colorado (11/29/16)	Blocks	1 vs. Auburn (12/21/16)
FG Made	4 (three times)	3-Pt FG Attempts	5 vs. TCU (1/3/17)	Rebounds	2 (three times)	Steals	1 (4 times)
FG Attempts	7 vs. Kansas State (1/7/17)	FT Made	2 (twice)	Assists	5 vs. Wichita State (12/10/16)	Minutes	27 (twice)

#30 MARSHALL THORPE 6-9 235 R-FR FORWARD TULSA, OKLA. (BISHOP KELLEY HS)



2016-17 AVERAGES				
GP-GS	PTS	REB	BLK	MIN
2-0	0.0	1.5	0.5	2.5

2016-17 BIG 12 AVERAGES				
GP-GS	PTS	REB	AST	MIN
0-0	0.0	0.0	0.0	0.0

►**2016-17:** A walk-on forward in his first season with the program...Pulled down three rebounds in three minutes against Oral Roberts (Dec. 7)...Made his OU debut on Nov. 13 vs. Northwestern State.

►**HIGH SCHOOL:** Played at Bishop Kelley HS for coach Danny Limes...Named to the all-tournament first team for the eight-team Bishop Kelley Invitational...An all-state academic selection and member of the National Honors Society...Grew seven inches taller between his sophomore and senior years.

CAREER HIGHS

Points		3-Pt FG Made		FT Attempts		Blocks	1 vs. Northwestern St (11/13/16)
FG Made		3-Pt FG Attempts		Rebounds	3 vs. Oral Roberts (12/7/16)	Steals	1 vs. Oral Roberts (12/7/16)
FG Attempts	1 vs. Oral Roberts (12/7/16)	FT Made		Assists		Minutes	3 vs. Oral Roberts (12/7/16)

#10 JORDAN WOODARD

6-0

187

SR

GUARD

ARCADIA, OKLA. (EDMOND MEMORIAL HS)



2016-17 AVERAGES

GP-GS	PTS	REB	AST	MIN
13-12	17.7	5.2	3.8	30.5

2016-17 BIG 12 AVERAGES

GP-GS	PTS	REB	AST	MIN
3-2	18.0	5.3	4.3	32.3

►**2016-17:** A 2016 Preseason All-Big 12 Team honorable mention selection...Started in 115 consecutive games for OU before missing his first game due to injury (Dec. 21 vs. Auburn)...Scored 18 points after halftime, including the game-winning bucket with 2.2 seconds remaining in overtime, to defeat West Virginia on Jan. 18...Posted 18 points in the final 12 minutes and 27 points overall in a win over Texas Tech (Jan. 14)...Scored a career-high-tying 28 points against Wichita State (Dec. 10)...Followed up his 28 points by scoring 22 on Dec. 17 vs. Memphis - the first time in his career he has scored 20-plus points in consecutive games and the largest point total (50) in a two-game stretch...Strung together five straight games of three or more steals (Nov. 17-29), the first Sooner to put together such a streak since Eduardo Najera in 1998-99...Stuffed the stat sheet against Northern Colorado (Nov. 29) with 14 points, nine rebounds, seven assists and three steals...Named to the Tire

Pros Invitational All-Tournament Team, averaging 18.7 points, 6.0 assists, 5.0 rebounds and 3.3 steals during the three-game tournament in Orlando, Fla... Totaled 21 points, nine assists, five rebounds and four steals vs. Clemson (Nov. 20) - the first game in his career that he dished out nine assists while scoring at least 20 points...Scored 16 second-half points and finished with a season-high 22 points with seven assists, six rebounds and four steals against Tulane (Nov. 17) - the first game in his career he has surpassed 20 points, five rebounds and five assists (he accomplished the feat again on Nov. 20 vs. Clemson)...Opened the season with 16 points, five rebounds and three assists in 20 minutes (Nov. 13 vs. Northwestern State...Boasts 13 career games of 20+ points...On pace to finish in top three in OU history in assists...Ranks seventh in program history in career assists (459) and career free throw percentage (.809)...Owns the seventh most career steals in program history (178)...With 1,378 career points, ranks 16th on OU's career points list.

►**2015-16:** Voted All-Big 12 Honorable Mention by league coaches...Started all 37 games of the season...Averaged career highs in both points (13.0) and assists (3.4) per game and also averaged 3.0 rebounds and 1.6 steals (fifth in Big 12) per contest...His 13.0 points per game ranked second on the team and 10th overall in the Big 12...His assists per game total ranked ninth among conference foes...Shot .416 (151-363) from the floor, .455 (80-176) from 3-point range (second in Big 12) and .805 (99-123) from the charity stripe (seventh in Big 12)...In five NCAA Tournament games, averaged 15.8 points, 3.2 rebounds and 2.8 assists in 29.8 minutes...Had 27 double figures scoring games on the year...Registered six games of 20 or more points.

CAREER HIGHS

Points	28 (Twice)	3-Pt FG Made	6 (twice)	FT Attempts	22 vs. Tulsa (12/14/13)	Blocked Shots	1 (13 times)
FG Made	9 (twice)	3-Pt FG Attempts	10 vs. Northern Iowa (11/18/16)	Rebounds	9 (twice)	Steals	5 vs. Oklahoma State (1/31/15)
FG Attempts	20 vs. Kansas (1/4/16)	FT Made	17 vs. Tulsa (12/14/13)	Assists	12 vs. UT Arlington (12/17/13)	Minutes Played	50 vs. Kansas (1/4/16)



►KRUGER FILE

Hometown: Silver Lake, Kan.

Alma Mater: Kansas State '75

Years Coached: 30

Career Record: 598-370 (.618)

Record at OU: 119-66 (.643)

Postseason Appearances: 21 (17 NCAA, 4 NIT)

►FAMILY

Wife: Barbara

Daughter: Angie

Son: Kevin

Granddaughter: Avery

Grandson: Wyatt

LON KRUGER

17 NCAA TOURNAMENT APPEARANCES • TWO FINAL FOURS • FIVE SWEET SIXTEENS
ONLY COACH TO LEAD FIVE DIFFERENT PROGRAMS TO AN NCAA TOURNAMENT WIN
10TH MOST WINS AMONG ACTIVE DIVISION I HEAD COACHES

KRUGER'S SOONER TURNAROUND

► Kruger has been leaving his trademark rebuilding stamp on college basketball programs throughout his career. He is the only Division I coach to ever take five different schools to the NCAA Tournament. In 2015 he became the first coach since the NCAA Tournament expanded to 64 teams in 1985 to take four programs to the Sweet 16 or beyond.

► After inheriting a program that went 27-36 (.429) in the two seasons prior to his arrival, Kruger has coached the Sooners to a 119-66 (.643) record in six seasons. Over the last four full campaigns, OU posted a 96-41 (.701) mark and advanced to the NCAA Tournament each season, capped by a trip to the 2016 Final Four in Houston. The Sooners had previously not been to the postseason since 2009 when they advanced to the NCAA Elite Eight.

► With a career college coaching record of 598-370 (.618), Kruger owns the 10th most wins among active Division I coaches. He owns a 20-17 record in NCAA Tournament games and has compiled 16 20-plus-win seasons, including nine in the last 10 years. His collegiate teams have made postseason appearances in 21 of the last 26 years.

► Under Kruger, Sooner players have earned First-Team All-Big 12 selections on three occasions and racked up 14 Academic All-Big 12 honors. Buddy Hield, who played four seasons for Kruger (2012-16), was named the winner of the 2016 Wooden Award, Naismith Trophy and the Oscar Robertson Trophy as the national player of the year (first consensus player of the year for OU since Blake Griffin in 2009).

► Three Sooners have been drafted into the NBA during Kruger's tenure. Buddy Hield was selected as the sixth overall pick in the 2016 NBA Draft while Isaiah Cousins (2016) and Romero Osby (2013) were chosen in the second round of their respected drafts.

► For a full bio, visit SoonerSports.com.

LON KRUGER YEAR BY YEAR

Year	School	Record	Pct.
1982-83	Pan American	7-21	.250
1983-84	Pan American	13-14	.481
1984-85	Pan American	12-16	.429
1985-86	Pan American	20-8	.714
1986-87	* Kansas State	20-11	.645
1987-88	* Kansas State	25-9	.735
1988-89	* Kansas State	19-11	.633
1989-90	* Kansas State	17-15	.531
1990-91	Florida	11-17	.393
1991-92	^ Florida	19-14	.576
1992-93	^ Florida	16-12	.571
1993-94	* Florida	29-8	.784
1994-95	* Florida	17-13	.567
1995-96	Florida	12-16	.429
1996-97	* Illinois	22-10	.688
1997-98	* Illinois	23-10	.697
1998-99	Illinois	14-18	.438
1999-00	* Illinois	22-10	.688
2004-05	^ UNLV	17-14	.548
2005-06	UNLV	17-13	.567
2006-07	* UNLV	30-7	.811
2007-08	* UNLV	27-8	.771
2008-09	^ UNLV	21-11	.656
2009-10	* UNLV	25-9	.735
2010-11	* UNLV	24-9	.727
2011-12	Oklahoma	15-16	.483
2012-13	* Oklahoma	20-12	.625
2013-14	* Oklahoma	23-10	.697
2014-15	* Oklahoma	24-11	.686
2015-16	* Oklahoma	29-8	.784
2016-17	Oklahoma	8-9	.471
Totals		598-370	.618

* NCAA Tournament ^ NIT

GAME 18: OKLAHOMA VS. IOWA STATE

#40 RICHARD ANDERSON

Date	Opponent	MIN	FG	3FG	FT	O-D-T	PF	A	TO	B	S	TP
N13	Northwestern State	2	0-0	0-0	0-0	0-0-0	0	0	0	0	0	0
N17	vs. Tulane					DNP						
N18	vs. Northern Iowa					DNP						
N20	vs. Clemson					DNP						
N25	Abilene Christian					DNP						
N29	Northern Colorado					DNP						
D3	at Wisconsin					DNP						
D7	Oral Roberts	3	0-0	0-0	0-0	0-0-0	0	0	0	0	0	0
D10	Wichita State					DNP						
D17	Memphis					DNP						
D21	vs. Auburn					DNP						
D30	Baylor					DNP						
J3	at TCU					DNP						
J7	at Kansas State					DNP						
J10	Kansas					DNP						
J14	Texas Tech					DNP						
J18	at West Virginia					DNP						
J21	Iowa State											
J23	at Texas											
J28	Florida											
J30	Oklahoma State											
F4	at Texas Tech											
F8	West Virginia											
F11	at Iowa State											
F14	Texas											
F18	at Oklahoma State											
F21	at Baylor											
F25	Kansas State											
F27	at Kansas											
M4	TCU											

* Starter

#25 C.J. COLE

Date	Opponent	MIN	FG	3FG	FT	O-D-T	PF	A	TO	B	S	TP
N13	Northwestern State	3	0-0	0-0	0-2	2-0-2	0	1	0	0	0	0
N17	vs. Tulane					DNP						
N18	vs. Northern Iowa	5	1-1	0-0	0-0	0-1-1	2	0	0	0	0	2
N20	vs. Clemson	2	0-1	0-0	0-0	0-0-0	2	0	0	0	0	0
N25	Abilene Christian					DNP						
N29	Northern Colorado	3	0-0	0-0	0-0	0-0-0	0	0	0	0	0	0
D3	at Wisconsin	1	0-0	0-0	0-0	0-0-0	0	0	0	0	0	0
D7	Oral Roberts	3	0-0	0-0	0-0	0-0-0	0	0	0	0	0	0
D10	Wichita State					DNP						
D17	Memphis	3	0-0	0-0	0-0	0-0-0	0	0	0	0	0	0
D21	vs. Auburn					DNP						
D30	Baylor	1	0-1	0-0	0-0	0-0-0	0	0	0	0	0	0
J3	at TCU					DNP						
J7	at Kansas State	1	0-0	0-0	0-0	0-0-0	0	0	0	0	0	0
J10	Kansas					DNP						
J14	Texas Tech	1	0-0	0-0	0-0	0-0-0	0	0	0	0	0	0
J18	at West Virginia					DNP						
J21	Iowa State											
J23	at Texas											
J28	Florida											
J30	Oklahoma State											
F4	at Texas Tech											
F8	West Virginia											
F11	at Iowa State											
F14	Texas											
F18	at Oklahoma State											
F21	at Baylor											
F25	Kansas State											
F27	at Kansas											
M4	TCU											

* Starter

#21 DANTE BUFORD

Date	Opponent	MIN	FG	3FG	FT	O-D-T	PF	A	TO	B	S	TP
N13	Northwestern State					DNP						
N17	vs. Tulane					DNP						
N18	vs. Northern Iowa					DNP						
N20	vs. Clemson	2	0-1	0-0	0-0	0-0-0	1	0	0	0	0	0
N25	Abilene Christian	2	0-0	0-0	0-0	0-0-0	0	0	0	0	0	0
N29	Northern Colorado	9	3-4	2-3	0-1	1-0-1	0	1	0	0	0	8
D3	at Wisconsin	12	0-2	0-1	2-2	0-1-1	3	0	0	1	0	2
D7	*Oral Roberts	11	0-1	0-1	0-0	0-3-3	0	0	0	0	0	0
D10	*Wichita State	19	2-5	0-2	0-0	1-0-1	2	1	2	1	0	4
D17	Memphis	18	3-5	3-5	1-2	0-0-0	0	0	2	0	0	10
D21	vs. Auburn	10	0-3	0-2	0-0	0-1-1	0	0	0	0	0	0
D30	Baylor					DNP						
J3	at TCU	4	1-2	0-1	0-0	1-0-1	0	0	0	0	1	2
J7	at Kansas State	2	0-0	0-0	0-0	0-0-0	0	0	1	0	0	0
J10	Kansas	6	2-3	1-1	0-0	0-3-3	1	0	0	0	0	5
J14	*Texas Tech	10	0-2	0-0	0-0	1-0-1	0	0	0	0	0	0
J18	*at West Virginia	9	1-2	0-1	1-2	0-1-1	2	0	1	0	0	3
J21	Iowa State											
J23	at Texas											
J28	Florida											
J30	Oklahoma State											
F4	at Texas Tech											
F8	West Virginia											
F11	at Iowa State											
F14	Texas											
F18	at Oklahoma State											
F21	at Baylor											
F25	Kansas State											
F27	at Kansas											
M4	TCU											

* Starter

#11 KRISTIAN DOOLITTLE

Date	Opponent	MIN	FG	3FG	FT	O-D-T	PF	A	TO	B	S	TP
N13	*Northwestern State	19	2-4	1-2	0-0	1-2-3	2	1	0	0	0	5
N17	*vs. Tulane	22	3-8	0-1	2-2	5-7-12	0	0	1	0	0	8
N18	*vs. Northern Iowa	34	3-5	1-1	6-8	2-3-5	5	2	5	0	2	13
N20	*vs. Clemson	32	0-5	0-0	2-2	3-4-7	2	3	2	0	2	2
N25	*Abilene Christian	24	1-5	0-2	7-8	2-3-5	1	0	1	0	2	9
N29	Northern Colorado	18	7-8	1-1	2-3	2-3-5	0	0	0	0	0	17
D3	at Wisconsin	15	1-2	0-0	2-2	0-3-3	2	0	4	0	0	4
D7	Oral Roberts	15	4-7	1-1	0-0	1-3-4	0	1	1	0	0	9
D10	Wichita State	18	3-6	0-0	2-3	1-4-5	1	0	0	1	1	8
D17	*Memphis	23	0-5	0-1	1-2	0-2-2	2	2	0	0	0	1
D21	*vs. Auburn	19	2-5	1-1	2-2	3-4-7	2	0	1	1	1	7
D30	*Baylor	20	0-3	0-0	0-1	1-2-3	0	3	1	1	0	0
J3	*at TCU	21	3-6	0-0	2-4	2-4-6	2	1	2	0	2	8
J7	*at Kansas State	29	4-10	0-1	0-0	1-7-8	2	2	3	1	2	8
J10	*Kansas	25	1-10	0-3	5-5	3-4-7	1	1	2	0	0	7
J14	Texas Tech	26	2-6	1-1	3-6	3-2-5	3	1	1	0	0	8
J18	at West Virginia	32	4-9	0-0	4-5	3-4-7	4	1	3	0	1	12
J21	Iowa State											
J23	at Texas											
J28	Florida											
J30	Oklahoma State											
F4	at Texas Tech											
F8	West Virginia											
F11	at Iowa State											
F14	Texas											
F18	at Oklahoma State											
F21	at Baylor											
F25	Kansas State											
F27	at Kansas											
M4	TCU											

* Starter

GAME 18: OKLAHOMA VS. IOWA STATE

#5 MATT FREEMAN

Date	Opponent	MIN	FG	3FG	FT	O-D-T	PF	A	TO	B	S	TP
N13	Northwestern State	18	6-7	3-4	0-0	0-1-1	3	0	1	0	1	15
N17	vs. Tulane	20	2-3	2-3	0-0	0-2-2	0	0	0	0	0	9
N18	vs. Northern Iowa	11	1-3	1-2	0-0	0-2-2	0	2	1	1	0	3
N20	vs. Clemson	7	0-2	0-1	0-0	0-4-4	1	1	2	1	0	0
N25	Abilene Christian	15	2-5	0-3	1-2	1-3-4	0	0	0	0	1	5
N29	*Northern Colorado	13	0-2	0-1	0-0	1-1-2	1	0	1	0	0	0
D3	*at Wisconsin	13	0-4	0-4	0-0	1-1-2	2	0	2	0	0	0
D7	Oral Roberts	12	4-7	1-2	0-0	1-2-3	1	0	1	0	0	9
D10	Wichita State	2	1-3	1-2	0-0	0-0-0	3	0	0	0	0	3
D17	Memphis	4	0-1	0-0	0-0	0-0-0	0	0	0	0	0	0
D21	vs. Auburn	11	2-3	2-2	2-2	1-1-2	0	1	0	0	0	8
D30	Baylor	20	2-6	1-3	2-2	2-2-4	0	2	1	0	1	7
J3	at TCU	14	4-6	2-3	0-0	0-0-0	0	0	2	1	1	10
J7	at Kansas State	9	1-2	1-2	0-0	0-2-2	3	0	1	0	0	3
J10	Kansas	7	0-1	0-1	0-0	0-0-0	0	0	1	0	0	0
J14	Texas Tech	4	0-0	0-0	0-0	0-1-1	0	0	0	0	0	0
J18	at West Virginia	5	0-0	0-0	0-0	0-1-1	1	0	0	0	1	0
J21	Iowa State											
J23	at Texas											
J28	Florida											
J30	Oklahoma State											
F4	at Texas Tech											
F8	West Virginia											
F11	at Iowa State											
F14	Texas											
F18	at Oklahoma State											
F21	at Baylor											
F25	Kansas State											
F27	at Kansas											
M4	TCU											
* Starter												

#22 DANIEL HARPER

Date	Opponent	MIN	FG	3FG	FT	O-D-T	PF	A	TO	B	S	TP
N13	Northwestern State	2	0-1	0-0	0-0	0-1-1	0	1	1	0	0	0
N17	vs. Tulane					DNP						
N18	vs. Northern Iowa					DNP						
N20	vs. Clemson					DNP						
N25	Abilene Christian					DNP						
N29	Northern Colorado					DNP						
D3	at Wisconsin					DNP						
D7	Oral Roberts					DNP						
D10	Wichita State					DNP						
D17	Memphis					DNP						
D21	vs. Auburn					DNP						
D30	Baylor					DNP						
J3	at TCU					DNP						
J7	at Kansas State					DNP						
J10	Kansas					DNP						
J14	Texas Tech					DNP						
J18	at West Virginia					DNP						
J21	Iowa State											
J23	at Texas											
J28	Florida											
J30	Oklahoma State											
F4	at Texas Tech											
F8	West Virginia											
F11	at Iowa State											
F14	Texas											
F18	at Oklahoma State											
F21	at Baylor											
F25	Kansas State											
F27	at Kansas											
M4	TCU											
* Starter												

#3 CHRISTIAN JAMES

Date	Opponent	MIN	FG	3FG	FT	O-D-T	PF	A	TO	B	S	TP
N13	*Northwestern State	20	5-7	2-3	0-0	1-2-3	2	3	2	0	0	12
N17	*vs. Tulane	19	5-9	2-3	0-2	1-3-4	4	4	1	0	1	12
N18	*vs. Northern Iowa	28	3-8	1-3	2-4	1-6-7	5	2	3	0	1	9
N20	*vs. Clemson	26	6-10	5-5	0-0	0-3-3	3	1	2	0	0	17
N25	*Abilene Christian	22	1-7	0-2	2-5	0-1-1	3	2	3	0	1	4
N29	*Northern Colorado	27	5-10	2-5	2-4	2-5-7	2	1	2	0	1	14
D3	*at Wisconsin	28	5-8	1-1	0-1	0-4-4	4	1	3	1	0	11
D7	*Oral Roberts	21	6-10	3-4	2-2	1-3-4	1	1	4	0	4	17
D10	*Wichita State	33	3-17	1-5	8-10	4-2-6	5	0	2	1	2	15
D17	Memphis	25	6-10	3-5	0-0	2-5-7	5	1	2	0	1	15
D21	*vs. Auburn	32	3-13	1-5	3-4	1-4-5	4	2	1	0	0	10
D30	*Baylor	35	4-7	3-6	0-0	0-0-0	1	2	3	0	0	11
J3	*at TCU	32	1-10	0-3	1-2	1-2-3	1	2	2	0	0	3
J7	*at Kansas State	17	1-2	1-2	0-0	0-1-1	4	0	3	0	0	3
J10	*Kansas	17	3-5	1-3	2-3	2-3-5	2	0	3	0	0	9
J14	Texas Tech	19	0-2	0-2	1-2	1-4-5	1	1	0	0	1	1
J18	at West Virginia	17	1-4	0-2	0-0	0-3-3	2	2	1	0	0	2
J21	Iowa State											
J23	at Texas											
J28	Florida											
J30	Oklahoma State											
F4	at Texas Tech											
F8	West Virginia											
F11	at Iowa State											
F14	Texas											
F18	at Oklahoma State											
F21	at Baylor											
F25	Kansas State											
F27	at Kansas											
M4	TCU											
* Starter												

#12 KHADEEM LATTIN

Date	Opponent	MIN	FG	3FG	FT	O-D-T	PF	A	TO	B	S	TP
N13	*Northwestern State	24	7-9	0-0	5-6	6-5-11	3	0	2	2	1	19
N17	*vs. Tulane	22	3-6	0-0	4-6	0-4-4	4	2	3	0	0	10
N18	*vs. Northern Iowa	26	3-7	0-0	5-5	5-1-6	4	0	3	4	1	11
N20	*vs. Clemson	29	5-10	0-0	0-0	0-4-4	4	1	2	2	2	10
N25	*Abilene Christian	25	3-6	0-0	3-4	2-7-9	1	0	1	2	3	9
N29	*Northern Colorado	22	5-6	0-0	0-2	3-3-6	2	0	3	5	3	10
D3	*at Wisconsin	31	2-5	0-0	5-5	3-4-7	4	0	2	0	1	9
D7	*Oral Roberts	22	2-3	0-0	5-6	1-3-4	3	2	0	2	4	9
D10	*Wichita State	26	0-3	0-0	3-4	1-7-8	2	0	0	4	2	3
D17	*Memphis	9	2-3	0-0	0-0	0-1-1	3	0	1	0	2	4
D21	*vs. Auburn	17	2-10	0-0	2-2	1-4-5	4	0	1	0	2	6
D30	*Baylor	26	3-6	0-0	2-2	1-4-5	5	1	1	3	1	8
J3	*at TCU	22	3-3	0-0	0-1	2-1-3	4	0	0	2	1	6
J7	*at Kansas State	26	2-5	0-0	0-1	1-4-5	4	2	3	1	0	4
J10	*Kansas	24	3-7	0-0	2-2	5-6-11	4	1	2	5	1	8
J14	*Texas Tech	28	5-8	0-0	0-0	3-3-6	2	0	2	1	2	10
J18	*at West Virginia	26	4-5	0-0	0-0	2-2-4	5	0	0	4	0	8
J21	Iowa State											
J23	at Texas											
J28	Florida											
J30	Oklahoma State											
F4	at Texas Tech											
F8	West Virginia											
F11	at Iowa State											
F14	Texas											
F18	at Oklahoma State											
F21	at Baylor											
F25	Kansas State											
F27	at Kansas											
M4	TCU											
* Starter												

GAME 18: OKLAHOMA VS. IOWA STATE

#20 KAMERON MCGUSTY

Date	Opponent	MIN	FG	3FG	FT	O-D-T	PF	A	TO	B	S	TP
N13	Northwestern State	18	1-5	0-2	1-2	0-1-1	0	0	2	0	0	3
N17	vs. Tulane	17	1-5	0-2	2-2	0-2-2	0	2	2	0	0	4
N18	vs. Northern Iowa	15	1-3	1-1	0-0	0-1-1	2	3	0	0	0	3
N20	vs. Clemson	18	6-8	1-3	1-1	0-1-1	1	0	1	0	2	14
N25	Abilene Christian	21	1-3	0-0	4-5	1-1-2	1	3	0	0	2	6
N29	Northern Colorado	16	2-6	2-5	0-0	1-2-3	0	1	2	2	0	6
D3	at Wisconsin	12	4-4	1-1	2-2	0-1-1	1	0	2	0	0	11
D7	Oral Roberts	15	3-7	2-5	0-0	1-2-3	0	2	1	0	2	8
D10	Wichita State	6	0-0	0-0	0-0	0-0-0	0	0	0	0	0	0
D17	Memphis	5	0-1	0-1	0-0	0-0-0	0	1	0	0	0	0
D21	vs. Auburn	15	2-7	0-2	0-0	1-1-2	0	1	0	0	0	8
D30	Baylor	27	3-9	2-7	1-2	0-2-2	0	0	1	0	0	9
J3	at TCU	27	4-11	1-3	2-2	1-2-3	1	3	1	1	4	11
J7	at Kansas State	30	5-9	2-3	8-9	0-1-1	1	0	0	1	0	20
J10	*Kansas	30	5-13	2-5	1-2	0-1-1	1	1	1	0	0	13
J14	*Texas Tech	26	2-9	1-3	5-6	2-0-2	3	1	1	0	0	10
J18	*at West Virginia	39	7-16	3-6	0-0	0-5-5	3	1	1	0	0	17
J21	Iowa State											
J23	at Texas											
J28	Florida											
J30	Oklahoma State											
F4	at Texas Tech											
F8	West Virginia											
F11	at Iowa State											
F14	Texas											
F18	at Oklahoma State											
F21	at Baylor											
F25	Kansas State											
F27	at Kansas											
M4	TCU											
* Starter												

#4 JAMUNI MCNEACE

Date	Opponent	MIN	FG	3FG	FT	O-D-T	PF	A	TO	B	S	TP
N13	Northwestern State	16	3-5	0-0	0-2	1-5-6	2	0	0	3	0	6
N17	vs. Tulane	18	3-3	0-0	0-2	3-6-9	5	0	0	1	0	6
N18	vs. Northern Iowa	15	1-1	0-0	0-0	0-4-4	1	0	2	1	0	2
N20	vs. Clemson	8	0-0	0-0	0-0	1-2-3	3	0	0	2	0	0
N25	Abilene Christian	15	1-5	0-0	3-4	3-3-6	3	0	0	3	0	5
N29	Northern Colorado	15	1-2	0-0	1-2	0-7-7	2	0	1	1	1	3
D3	at Wisconsin	8	0-1	0-0	0-0	1-1-2	0	0	0	1	0	0
D7	Oral Roberts	13	1-1	0-0	0-0	0-0-0	1	1	1	1	0	2
D10	Wichita State	14	1-1	0-0	0-0	1-3-4	2	0	1	2	0	2
D17	Memphis	33	6-8	0-0	1-2	4-5-9	3	1	2	1	1	13
D21	vs. Auburn	23	2-6	0-0	4-7	4-3-7	5	0	2	0	0	8
D30	Baylor	13	1-6	0-0	0-1	2-0-2	3	0	0	0	0	2
J3	at TCU	18	1-4	0-0	0-0	1-3-4	2	0	1	2	0	2
J7	at Kansas State	13	2-3	0-0	0-0	0-0-0	5	1	2	0	1	4
J10	Kansas	16	4-6	0-0	0-1	3-4-7	5	0	2	1	0	8
J14	Texas Tech	12	0-0	0-0	1-2	1-4-5	1	1	0	0	1	1
J18	at West Virginia	19	6-6	0-0	2-4	3-2-5	3	0	0	0	1	14
J21	Iowa State											
J23	at Texas											
J28	Florida											
J30	Oklahoma State											
F4	at Texas Tech											
F8	West Virginia											
F11	at Iowa State											
F14	Texas											
F18	at Oklahoma State											
F21	at Baylor											
F25	Kansas State											
F27	at Kansas											
M4	TCU											
* Starter												

#1 RASHARD ODOMES

Date	Opponent	MIN	FG	3FG	FT	O-D-T	PF	A	TO	B	S	TP
N13	*Northwestern State	22	2-4	0-0	0-2	0-3-3	2	5	2	0	3	4
N17	*vs. Tulane	31	7-11	0-0	1-5	2-2-4	1	1	3	0	2	15
N18	*vs. Northern Iowa	36	5-11	0-1	1-1	1-6-7	1	3	2	0	2	11
N20	*vs. Clemson	10	0-0	0-0	0-0	0-1-1	2	1	0	1	0	0
N25	*Abilene Christian	21	4-8	0-0	5-7	0-3-3	1	0	2	0	0	13
N29	*Northern Colorado	14	3-6	0-0	2-2	0-2-2	4	1	1	0	1	8
D3	*at Wisconsin	25	7-10	0-0	3-5	0-1-1	2	1	1	0	0	17
D7	*Oral Roberts	21	3-8	0-2	6-6	0-3-3	2	3	0	0	0	12
D10	*Wichita State	24	3-8	0-0	4-6	1-1-2	3	1	1	0	1	10
D17	*Memphis	29	2-6	0-0	5-6	4-1-5	4	3	1	0	1	9
D21	*vs. Auburn	33	5-13	0-0	2-5	2-2-4	2	2	2	0	1	12
D30	*Baylor	18	1-4	0-0	3-7	1-6-7	0	2	2	0	0	5
J3	*at TCU	22	2-8	0-0	1-2	1-3-4	1	3	2	0	1	5
J7	*at Kansas State	33	5-7	0-0	0-0	2-4-6	2	1	3	0	2	10
J10	*Kansas	32	6-10	0-0	1-1	1-2-3	1	1	1	0	2	13
J14	*Texas Tech	35	9-14	0-1	6-7	3-5-8	4	4	3	0	0	24
J18	*at West Virginia	34	4-10	0-0	5-5	2-2-4	1	2	0	1	0	13
J21	Iowa State											
J23	at Texas											
J28	Florida											
J30	Oklahoma State											
F4	at Texas Tech											
F8	West Virginia											
F11	at Iowa State											
F14	Texas											
F18	at Oklahoma State											
F21	at Baylor											
F25	Kansas State											
F27	at Kansas											
M4	TCU											
* Starter												

#15 GRANT QUINN

Date	Opponent	MIN	FG	3FG	FT	O-D-T	PF	A	TO	B	S	TP
N13	Northwestern State					DNP						
N17	vs. Tulane					DNP						
N18	vs. Northern Iowa					DNP						
N20	vs. Clemson					DNP						
N25	Abilene Christian					DNP						
N29	Northern Colorado					DNP						
D3	at Wisconsin					DNP						
D7	Oral Roberts					DNP						
D10	Wichita State					DNP						
D17	Memphis					DNP						
D21	vs. Auburn					DNP						
D30	Baylor					DNP						
J3	at TCU					DNP						
J7	at Kansas State					DNP						
J10	Kansas					DNP						
J14	Texas Tech					DNP						
J18	at West Virginia					DNP						
J21	Iowa State											
J23	at Texas											
J28	Florida											
J30	Oklahoma State											
F4	at Texas Tech											
F8	West Virginia											
F11	at Iowa State											
F14	Texas											
F18	at Oklahoma State											
F21	at Baylor											
F25	Kansas State											
F27	at Kansas											
M4	TCU											
* Starter												

#13 JORDAN SHEPHERD

Date	Opponent	MIN	FG	3FG	FT	O-D-T	PF	A	TO	B	S	TP
N13	Northwestern State	19	2-5	1-2	3-4	0-1-1	3	2	1	1	2	8
N17	vs. Tulane	13	1-2	0-1	0-0	0-0-0	2	2	0	0	0	2
N18	vs. Northern Iowa	4	0-0	0-0	0-0	0-0-0	0	1	0	0	0	0
N20	vs. Clemson	7	0-0	0-0	0-0	0-0-0	0	1	0	0	0	0
N25	Abilene Christian	7	0-0	0-0	0-2	0-0-0	2	0	2	0	1	0
N29	Northern Colorado	10	2-4	1-2	0-0	0-0-0	5	1	2	1	1	5
D3	at Wisconsin	3	0-1	0-0	0-0	0-0-0	0	0	0	0	0	0
D7	Oral Roberts	15	4-5	1-2	0-0	0-2-2	0	4	1	0	2	9
D10	Wichita State	1	0-0	0-0	0-0	0-0-0	0	0	0	0	0	0
D17	*Memphis	37	6-14	2-4	4-4	1-1-2	2	2	0	1	1	18
D21	*vs. Auburn	28	4-8	1-2	4-4	0-0-0	4	3	3	1	1	13
D30	*Baylor	27	1-5	0-3	0-0	0-2-2	3	2	4	0	1	2
J3	*at TCU	20	0-4	0-1	0-0	0-0-0	4	3	1	0	0	0
J7	at Kansas State	13	1-3	0-0	0-0	0-0-0	1	1	1	0	0	2
J10	Kansas	8	0-3	0-1	0-0	0-0-0	3	0	0	0	1	0
J14	Texas Tech					DNP						
J18	at West Virginia					DNP						
J21	Iowa State											
J23	at Texas											
J28	Florida											
J30	Oklahoma State											
F4	at Texas Tech											
F8	West Virginia											
F11	at Iowa State											
F14	Texas											
F18	at Oklahoma State											
F21	at Baylor											
F25	Kansas State											
F27	at Kansas											
M4	TCU											

* Starter

#0 DARRION STRONG-MOORE

Date	Opponent	MIN	FG	3FG	FT	O-D-T	PF	A	TO	B	S	TP
N13	Northwestern State	15	4-5	1-2	0-0	0-0-0	1	3	3	0	0	9
N17	vs. Tulane	10	1-3	0-1	2-2	0-0-0	1	3	1	0	0	4
N18	vs. Northern Iowa	15	0-1	0-1	0-0	0-1-1	3	1	3	0	0	0
N20	vs. Clemson	25	2-5	2-3	0-0	0-2-2	1	3	2	0	0	6
N25	Abilene Christian	17	2-4	1-2	0-2	0-2-2	3	1	3	0	1	5
N29	Northern Colorado	20	0-5	0-4	2-3	0-1-1	1	1	0	0	1	2
D3	at Wisconsin	27	3-5	1-3	0-0	0-0-0	1	1	1	0	0	7
D7	Oral Roberts	22	1-2	0-1	0-0	1-0-1	3	3	0	0	1	2
D10	Wichita State	23	0-5	0-3	0-1	1-1-2	0	5	2	0	0	1
D17	Memphis	7	1-2	0-1	0-0	1-1-2	0	1	2	0	0	2
D21	vs. Auburn	12	1-4	0-3	0-0	0-1-1	3	0	2	1	0	2
D30	Baylor	13	2-5	2-4	0-0	0-0-0	0	0	0	0	0	6
J3	at TCU	20	4-8	2-5	0-0	0-1-1	0	1	1	0	0	10
J7	*at Kansas State	27	4-7	2-3	0-0	0-2-2	2	4	1	0	1	10
J10	*Kansas	11	0-3	0-1	0-0	0-1-1	0	1	0	0	0	0
J14	Texas Tech	5	1-2	1-2	0-0	0-1-1	0	1	1	0	0	3
J18	at West Virginia	5	0-2	0-2	0-0	0-1-1	0	0	1	0	0	0
J21	Iowa State											
J23	at Texas											
J28	Florida											
J30	Oklahoma State											
F4	at Texas Tech											
F8	West Virginia											
F11	at Iowa State											
F14	Texas											
F18	at Oklahoma State											
F21	at Baylor											
F25	Kansas State											
F27	at Kansas											
M4	TCU											

* Starter

#30 MARSHALL THORPE

Date	Opponent	MIN	FG	3FG	FT	O-D-T	PF	A	TO	B	S	TP
N13	Northwestern State	2	0-0	0-0	0-0	0-0-0	0	0	0	0	0	0
N17	vs. Tulane					DNP						
N18	vs. Northern Iowa					DNP						
N20	vs. Clemson					DNP						
N25	Abilene Christian					DNP						
N29	Northern Colorado					DNP						
D3	at Wisconsin					DNP						
D7	Oral Roberts	3	0-1	0-0	0-0	2-1-3	0	0	1	0	1	0
D10	Wichita State					DNP						
D17	Memphis					DNP						
D21	vs. Auburn					DNP						
D30	Baylor					DNP						
J3	at TCU					DNP						
J7	at Kansas State					DNP						
J10	Kansas					DNP						
J14	Texas Tech					DNP						
J18	at West Virginia					DNP						
J21	Iowa State											
J23	at Texas											
J28	Florida											
J30	Oklahoma State											
F4	at Texas Tech											
F8	West Virginia											
F11	at Iowa State											
F14	Texas											
F18	at Oklahoma State											
F21	at Baylor											
F25	Kansas State											
F27	at Kansas											
M4	TCU											

* Starter

#10 JORDAN WOODARD

Date	Opponent	MIN	FG	3FG	FT	O-D-T	PF	A	TO	B	S	TP
N13	*Northwestern State	20	5-11	1-3	5-5	1-4-5	2	3	0	0	0	16
N17	*vs. Tulane	30	6-12	4-6	6-7	0-6-6	2	7	3	0	4	22
N18	*vs. Northern Iowa	36	3-16	3-10	4-4	0-4-4	1	2	5	0	3	13
N20	*vs. Clemson	34	8-15	2-8	3-4	0-5-5	3	9	2	1	3	21
N25	*Abilene Christian	31	5-12	2-5	4-7	1-3-4	2	0	1	0	3	16
N29	*Northern Colorado	33	6-10	0-2	2-4	3-6-9	1	7	4	0	3	14
D3	*at Wisconsin	25	3-9	3-4	0-0	0-5-5	1	1	1	0	0	9
D7	*Oral Roberts	24	5-12	3-5	2-2	1-2-3	1	2	3	0	2	15
D10	*Wichita State	34	7-17	4-9	10-10	0-7-7	4	4	2	0	2	28
D17	*Memphis	33	9-18	4-9	0-1	2-2-4	3	1	0	1	1	22
D21	vs. Auburn					DNP						
D30	Baylor					DNP						
J3	at TCU					DNP						
J7	at Kansas State					DNP						
J10	Kansas	24	2-8	1-4	2-2	0-5-5	2	5	1	0	2	7
J14	*Texas Tech	34	6-13	1-5	14-14	0-7-7	2	3	4	0	3	27
J18	at West Virginia	39	8-17	1-5	3-5	1-3-4	2	5	5	0	4	20
J21	Iowa State											
J23	at Texas											
J28	Florida											
J30	Oklahoma State											
F4	at Texas Tech											
F8	West Virginia											
F11	at Iowa State											
F14	Texas											
F18	at Oklahoma State											
F21	at Baylor											
F25	Kansas State											
F27	at Kansas											
M4	TCU											

* Starter

GAME 18: OKLAHOMA VS. IOWA STATE

Official Basketball Box Score -- Game Totals -- Final Statistics

Northwestern State vs Oklahoma

11/13/16 4 p.m. CT at Norman, Okla. (Lloyd Noble Center)

Northwestern State 61 • 0-2

#	Player	Total		3-Ptr		Rebounds			PF	TP	A	TO	Blk	Stl	Min
		FG-FGA	FG-FGA	FT-FTA	Off Def Tot	PF	TP	A TO Blk Stl Min							
20	Lane, Ishmael	f	4-13	0-0	3-4	1	3	4	3	11	2	3	0	1	19
23	Woodley, Zeek	f	7-12	1-3	4-4	0	0	0	2	19	0	1	0	1	26
00	Joseph, Tra'von	g	1-4	0-0	0-0	1	2	3	1	2	0	0	0	0	26
01	Sweeney, Iziahiah	g	0-6	0-1	3-6	2	1	3	1	3	1	1	0	0	18
02	Boyd, Josh	g	2-8	1-4	0-0	1	1	2	2	5	1	5	0	2	18
03	Hall, Devonte	g	0-2	0-0	2-2	1	1	2	1	2	3	2	0	2	17
10	Kissoonlal, Reginald	g	0-2	0-1	0-0	0	1	1	1	0	0	0	0	0	5
15	Metoyer, Malik	g	4-5	0-0	2-4	2	4	6	1	10	3	0	0	0	19
21	Thompson, Sabri	g	2-10	1-4	0-1	3	2	5	1	5	1	0	0	1	16
34	Bell, Jordan	g	1-1	1-1	1-2	1	0	1	0	4	0	0	0	0	7
40	Hamilton, Tanner	g	0-0	0-0	0-2	0	0	0	1	0	0	0	0	0	9
44	Walker, Bailey	g	0-1	0-1	0-0	1	0	1	1	0	0	1	0	1	20
Team					3	1	4				3				
Totals			21-64	4-15	15-25	16	16	32	15	61	11	17	0	8	200

FG % 1st Half: 9-29 31.0% 2nd half: 12-35 34.3% Game: 21-64 32.8%
3FG % 1st Half: 2-8 25.0% 2nd half: 2-7 28.6% Game: 4-15 26.7%
FT % 1st Half: 7-10 70.0% 2nd half: 8-15 53.3% Game: 15-25 60.0%

Deadball Rebounds 7

Oklahoma 97 • 1-0

#	Player	Total		3-Ptr		Rebounds			PF	TP	A	TO	Blk	Stl	Min
		FG-FGA	FG-FGA	FT-FTA	Off Def Tot	PF	TP	A TO Blk Stl Min							
11	Doolittle, Kristian	f	2-4	1-2	0-0	1	2	3	2	5	1	0	0	0	19
12	Lattin, Khadeem	f	7-9	0-0	5-6	6	5	11	3	19	0	2	2	1	24
01	Odomes, Rashard	g	2-4	0-0	0-2	0	3	3	2	4	5	2	0	3	22
03	James, Christian	g	5-7	2-3	0-0	1	2	3	2	12	3	2	0	0	20
10	Woodard, Jordan	g	5-11	1-3	5-5	1	4	5	2	16	3	0	0	0	20
00	Strong-Moore,Darrion	g	4-5	1-2	0-0	0	0	0	1	9	3	3	0	0	15
04	McNeace, Jamuni	g	3-5	0-0	0-2	1	5	6	2	6	0	0	3	0	16
05	Freeman, Matt	g	6-7	3-4	0-0	0	1	1	3	15	0	1	0	1	18
13	Shepherd, Jordan	g	2-5	1-2	3-4	0	1	1	3	8	2	1	1	2	19
20	McGusty, Kameron	g	1-5	0-2	1-2	0	1	1	0	3	0	2	0	0	18
22	Harper, Daniel	g	0-1	0-0	0-0	0	1	1	0	0	1	1	0	0	2
25	Cole, C.J.	g	0-0	0-0	0-2	2	0	2	0	0	1	0	0	0	3
30	Thorpe, Marshall	g	0-0	0-0	0-0	0	0	0	0	0	0	1	0	0	2
40	Anderson, Richard	g	0-0	0-0	0-0	0	0	0	0	0	0	0	0	0	2
Team					1	3	4								
Totals			37-63	9-18	14-23	13	28	41	22	97	19	14	7	7	200

FG % 1st Half: 17-32 53.1% 2nd half: 20-31 64.5% Game: 37-63 58.7%
3FG % 1st Half: 5-11 45.5% 2nd half: 4-7 57.1% Game: 9-18 50.0%
FT % 1st Half: 7-12 58.3% 2nd half: 7-11 63.6% Game: 14-23 60.9%

Deadball Rebounds 6,2

Officials: Joe Derosa, Jamie Luckie, Kerby Stitt
Technical fouls: Northwestern State-None. Oklahoma-None.
Attendance: 8456
Estimated Attendance: 4,081

Score by periods

	1st	2nd	Total
Northwestern State	27	34	61
Oklahoma	46	51	97

Points NWST OU

In Paint 26 52

Off T/O 18 13

2nd Chance 12 17

Fast Break 6 16

Bench 21 41

Deadball Rebounds 6,2

Score tied - 0 times.
Lead changed - 0 times.

Official Basketball Box Score -- Game Totals -- Final Statistics

Tulane vs Oklahoma

11/17/16 7:00 PM at Orlando, Fla. (HP Field House)

Tulane 70 • 1-2

#	Player	Total		3-Ptr		Rebounds			PF	TP	A	TO	Blk	Stl	Min
		FG-FGA	FG-FGA	FT-FTA	Off Def Tot	PF	TP	A TO Blk Stl Min							
15	SMITH, Ryan	c	5-10	0-0	0-0	2	4	6	2	10	0	0	4	1	29
05	REYNOLDS, Cameron	g	6-14	4-9	3-4	1	5	6	3	19	3	3	2	0	35
13	MORGAN, Malik	g	3-8	1-3	3-3	0	2	2	3	10	7	2	1	1	29
14	SLATER, Colin	g	1-2	1-1	0-0	0	0	0	4	3	1	3	0	0	9
35	SLATER, Melvin	g	2-8	1-2	1-2	1	4	5	1	6	0	2	1	1	24
03	ONA EMBO, Ray	g	2-6	1-3	0-0	1	2	3	2	5	3	0	0	0	23
10	JULIEN, Von	g	2-3	2-2	2-4	0	2	2	0	8	1	0	0	0	14
11	HARRIS, Kain	g	3-7	1-2	0-0	0	0	0	5	7	0	4	0	0	21
12	REYES, Sammis	g	0-0	0-0	0-4	0	2	2	3	0	1	0	1	2	11
22	JONES, Darien	g	0-0	0-0	0-0	0	0	0	0	0	0	0	0	0	1
23	PAUL, Blake	g	1-2	0-0	0-0	1	1	2	2	2	0	0	0	0	4
Team					0	3	3								
Totals			25-60	11-22	9-17	6	25	31	25	70	16	15	9	5	200

FG % 1st Half: 13-32 40.6% 2nd half: 12-28 42.9% Game: 25-60 41.7%
3FG % 1st Half: 6-11 54.5% 2nd half: 5-11 45.5% Game: 11-22 50.0%
FT % 1st Half: 3-9 33.3% 2nd half: 6-8 75.0% Game: 9-17 52.9%

Deadball Rebounds 3

Officials: Ron Groover, Brian O'Connell, Rick Randall
Technical fouls: Tulane-None. Oklahoma-None.
Attendance:
Game 4 of the Tire Pros Invitational

Score by periods

	1st	2nd	Total
Tulane	35	35	70
Oklahoma	38	51	89

Points TLN OU

In Paint 24 40

Off T/O 10 21

2nd Chance 7 15

Fast Break 2 6

Bench 22 22

Deadball Rebounds 3

Score tied - 3 times.
Lead changed - 4 times.

Official Basketball Box Score -- Game Totals -- Final Statistics

Clemson vs Oklahoma

11/20/16 5:00 PM ET at Orlando, Fla. (HP Field House)

Clemson 64 • 2-2

#	Player	Total		3-Ptr		Rebounds			PF	TP	A	TO	Blk	Stl	Min
		FG-FGA	FG-FGA	FT-FTA	Off Def Tot	PF	TP	A TO Blk Stl Min							
05	BLOSSOMGAME, Jaron	f	8-17	1-5	5-8	4	3	7	2	22	4	2	0	0	35
15	GRANTHAM, Donte	f	2-14	0-2	0-0	4	4	8	1	4	2	2	0	0	35
50	DJITTE, Sidy	c	4-8	1-1	5-6	7	7	14	2	14	1	4	2	2	40
10	DeVOE, Gabe	g	1-11	1-6	2-2	2	5	7	0	5	5	3	0	1	35
12	HOLMES, Avry	g	2-6	0-3	2-3	0	1	1	1	6	1	3	0	1	26
01	HUDSON, Ty	g	0-1	0-1	0-0	0	0	0	0	0	0	0	0	0	2
02	REED, Marquise	g	4-11	4-6	1-2	2	3	5	4	13	0	2	0	1	26
22	SPENCER, Scott	g	0-0	0-0	0-0	0	0	0	1	0	0	0	0	0	1
Team					4	1	5								
Totals			21-68	7-24	15-21	23	24	47	11	64	13	17	2	5	200

FG % 1st Half: 8-29 27.6% 2nd half: 13-39 33.3% Game: 21-68 30.9%
3FG % 1st Half: 2-10 20.0% 2nd half: 5-14 35.7% Game: 7-24 29.2%
FT % 1st Half: 5-9 55.6% 2nd half: 10-12 83.3% Game: 15-21 71.4%

Deadball Rebounds 2,1

Officials: Kelly Self, Kipp Kissingner, Brian O'Connell
Technical fouls: Clemson-None. Oklahoma-None.
Attendance:
2016 Tire Pros Invitational

Score by periods

	1st	2nd	Total
Clemson	23	41	64
Oklahoma	35	35	70

Points CU OU

In Paint 24 22

Off T/O 7 25

2nd Chance 14 0

Fast Break 0 10

Bench 13 20

Deadball Rebounds 1

Score tied - 0 times.
Lead changed - 2 times.

OU_MBBall

21

GAME 18: OKLAHOMA VS. IOWA STATE

Official Basketball Box Score -- Game Totals -- Final Statistics

Abilene Christian vs Oklahoma

11/25/16 2 p.m. at Norman, Okla. (Lloyd Noble Center)

Abilene Christian 64 • 2-2

#	Player	FG-FGA	FG-FGA	FT-FTA	Off Def Tot	PF	TP	A TO Blk Stl	Min							
01	Lewis, Jaren	f	4-9	0-1	0-2	3	9	12	2	8	1	2	0	1	33	
23	Howell, Hayden	f	1-5	0-0	1-2	1	2	3	5	3	0	3	1	0	20	
00	Franklin, Jaylen	g	5-11	0-2	1-3	0	3	3	1	11	1	2	0	0	21	
04	Crnic, Jovan	g	3-7	3-7	0-0	1	2	3	3	9	1	4	0	2	23	
11	Green, Drake	g	1-3	1-3	1-1	0	1	1	4	4	0	4	0	3	13	
02	Maxwell, B.J.		1-2	1-2	0-0	0	2	2	3	3	0	0	1	0	5	
03	Langston, Diamante		0-0	0-0	0-0	0	0	0	0	0	0	0	0	0	3	
05	Ricks, Payten		2-4	0-0	5-9	1	2	3	3	9	1	1	0	2	19	
10	Tripp, Isaiah		0-2	0-0	0-0	0	2	2	2	0	0	3	0	1	12	
14	Lenox, Trey		0-2	0-1	0-0	1	1	2	2	0	1	0	0	1	24	
15	Farquhar, Hayden		4-7	1-4	0-0	2	3	5	2	9	1	1	0	0	14	
21	Friday, Jalone		3-5	1-2	1-2	0	3	3	5	8	0	2	2	0	13	
Team					1	2	3									
Totals			24-57	7-22	9-19	10	32	42	32	64		6	22	4	13	200
FG % 1st Half: 13-33 39.4% 2nd half: 11-24 45.8% Game: 24-57 42.1%																
3FG % 1st Half: 1-6 16.7% 2nd half: 6-16 37.5% Game: 7-22 31.8%																
FT % 1st Half: 3-7 42.9% 2nd half: 6-12 50.0% Game: 9-19 47.4%																
Deadball Rebounds 5																

Oklahoma 72 • 4-1

#	Player	FG-FGA	FG-FGA	FT-FTA	Off Def Tot	PF	TP	A TO Blk Stl	Min							
11	Doolittle, Kristian	f	1-5	0-2	7-8	2	3	5	1	9	0	1	0	2	24	
12	Lattin, Khadeem	f	3-6	0-0	3-4	2	7	9	1	9	0	1	2	3	25	
01	Odomes, Rashard	g	4-8	0-0	5-7	0	3	3	1	13	0	2	0	0	21	
03	James, Christian	g	1-7	0-2	2-5	0	1	1	3	4	2	3	0	1	22	
10	Woodard, Jordan	g	5-12	2-5	4-7	1	3	4	2	16	0	1	0	3	31	
00	Strong-Moore,Darrion		2-4	1-2	0-2	0	2	2	3	5	1	3	0	1	17	
04	McNeace, Jamuni		1-5	0-0	3-4	3	3	6	3	5	0	0	3	0	15	
05	Freeman, Matt		2-5	0-3	1-2	1	3	4	0	5	0	0	0	1	15	
13	Shepherd, Jordan		0-0	0-0	0-2	0	0	0	2	0	0	2	0	1	7	
20	McGusty, Kameron		1-3	0-0	4-5	1	1	2	1	6	3	0	0	2	21	
21	Buford, Dante		0-0	0-0	0-0	0	0	0	0	0	0	0	0	0	2	
Team					2	2	4									
Totals			20-55	3-14	29-46	12	28	40	17	72		6	14	5	14	200
FG % 1st Half: 7-23 30.4% 2nd half: 13-32 40.6% Game: 20-55 36.4%																
3FG % 1st Half: 1-7 14.3% 2nd half: 2-7 28.6% Game: 3-14 21.4%																
FT % 1st Half: 11-23 47.8% 2nd half: 18-23 78.3% Game: 29-46 63.0%																
Deadball Rebounds 9																

Officials: Paul Janssen, Jeff Malham, Chance Moore

Technical fouls: Abilene Christian-None. Oklahoma-None.

Attendance: 9303

Est. Attendance: 4,451

Score by periods

	1st	2nd	Total
Abilene Christian	30	34	64
Oklahoma	26	46	72

Last FG - ACU 2nd-00:01, OU 2nd-01:06.

Largest lead - ACU by 10 1st-12:36, OU by 13 2nd-01:06.

ACU led for 18:19. OU led for 16:25. Game was tied for 05:10.

Score tied - 7 times.

Lead changed - 5 times.

Official Basketball Box Score -- Game Totals -- Final Statistics

Northern Colorado vs Oklahoma

11/29/16 7 p.m. CT at Norman, Okla. (Lloyd Noble Center)

Northern Colorado 66 • 2-5

#	Player	FG-FGA	FG-FGA	FT-FTA	Off Def Tot	PF	TP	A TO Blk Stl	Min							
10	SYLLA, Ibrahim	f	1-5	0-0	2-2	4	2	6	4	4	1	2	0	1	23	
30	DOTSON, Jon'te	f	2-6	0-2	0-0	3	3	6	0	4	0	0	0	0	25	
00	DAVIS, Jordan	g	8-20	1-5	0-2	1	1	2	3	17	7	7	0	2	36	
03	MILES, DJ	g	3-13	3-10	0-0	0	3	3	0	9	1	0	0	2	34	
12	RADEBAUGH, Jonah	g	3-5	3-5	0-0	1	3	4	2	9	2	2	0	2	32	
02	CAREY, Kyle		2-4	0-1	0-0	0	2	2	1	4	0	1	0	0	9	
04	LOOSE, Tyler		0-0	0-0	0-0	0	0	0	0	0	0	0	0	1	3	
05	RANSON, Mike		1-1	1-1	0-0	0	0	0	0	3	0	0	0	0	3	
13	GLOTTA, Chaz		3-10	2-7	2-3	0	1	1	4	10	1	1	0	1	17	
21	VERCELLINO, Roberto		0-3	0-2	0-0	1	0	1	0	0	2	1	0	1	6	
25	EDWARDS, Kai		3-4	0-0	0-0	0	5	5	2	6	0	0	0	1	13	
Team					3	2	5									
Totals			26-71	10-33	4-7	13	22	35	16	66		14	15	0	11	201
FG % 1st Half: 13-35 37.1% 2nd half: 13-36 36.1% Game: 26-71 36.6%																
3FG % 1st Half: 5-18 27.8% 2nd half: 5-15 33.3% Game: 10-33 30.3%																
FT % 1st Half: 3-3 100.0 2nd half: 1-4 25.0% Game: 4-7 57.1%																
Deadball Rebounds 3																

Oklahoma 87 • 5-1

#	Player	FG-FGA	FG-FGA	FT-FTA	Off Def Tot	PF	TP	A TO Blk Stl	Min							
05	Freeman, Matt	f	0-2	0-1	0-0	1	1	2	1	0	0	1	0	0	13	
12	Lattin, Khadeem	f	5-6	0-0	0-2	3	3	6	2	10	0	3	5	3	22	
01	Odomes, Rashard	g	3-6	0-0	2-2	0	2	2	4	8	1	1	0	1	14	
03	James, Christian	g	5-10	2-5	2-4	2	5	7	2	14	1	2	0	1	27	
10	Woodard, Jordan	g	6-10	0-2	2-4	3	6	9	1	14	7	4	0	3	33	
00	Strong-Moore,Darrion		0-5	0-4	2-3	0	1	1	1	2	1	0	0	1	20	
04	McNeace, Jamuni		1-2	0-0	1-2	0	7	7	2	3	0	1	1	1	15	
11	Doolittle, Kristian		7-8	1-1	2-3	2	3	5	0	17	0	0	0	0	18	
13	Shepherd, Jordan		2-4	1-2	0-0	0	0	0	0	5	1	2	1	1	10	
20	McGusty, Kameron		2-6	2-5	0-0	1	2	3	0	6	1	2	2	0	16	
21	Buford, Dante		3-4	2-3	0-1	1	0	1	0	8	1	0	0	0	9	
25	Cole, C.J.		0-0	0-0	0-0	0	0	0	0	0	0	0	0	0	3	
Team					0	2	2									
Totals			34-63	8-23	11-21	13	32	45	13	87		13	16	9	11	200
FG % 1st Half: 16-30 53.3% 2nd half: 18-33 54.5% Game: 34-63 54.0%																
3FG % 1st Half: 4-15 26.7% 2nd half: 4-8 50.0% Game: 8-23 34.8%																
FT % 1st Half: 4-9 44.4% 2nd half: 7-12 58.3% Game: 11-21 52.4%																
Deadball Rebounds 4																

Officials: Mike Stuart, Marques Pettigrew, Brooks Wells

Technical fouls: Northern Colorado-Team. Oklahoma-None.

Attendance: 7579

Est. Attendance: 3215

Score by periods

	1st	2nd	Total
Northern Colorado	34	32	66
Oklahoma	40	47	87

Last FG - NC 2nd-00:34, OU 2nd-00:17.

Largest lead - NC by 1 1st-18:22, OU by 23 2nd-01:45.

NC led for 00:11. OU led for 38:31. Game was tied for 01:18.

Score tied - 0 times.

Lead changed - 2 times.

Official Basketball Box Score -- Game Totals -- Final Statistics

Oral Roberts vs Oklahoma

12/7/16 7 p.m. CT at Norman, Okla. (Lloyd Noble Center)

Oral Roberts 66 • 1-8

#	Player	FG-FGA	FG-FGA	FT-FTA	Off Def Tot	PF	TP	A TO Blk Stl	Min							
23	Nzekwesi,Emmanuel	f	3-6	0-1	1-2	1	2	3	7	1	3	0	0	1	33	
44	Owens,Albert	c	1-3	0-0	0-2	0	2	2	2	2	2	3	1	0	17	
01	Martin,Kris	g	7-15	5-10	0-1	0	5	5	2	19	0	2	0	1	34	
10	Bradley,Jalen	g	8-14	2-5	1-1	0	4	4	1	19	6	5	0	3	33	
13	Anderson,Aaron	g	1-5	1-3	2-4	1	1	2	1	5	2	3	0	1	23	
00	Young,Aaron		1-6	1-4	0-0	0	2	2	0	3	0	0	0	0	18	
03	Harris,Jontray		1-1	1-1	2-2	0	2	2	1	5	1	2	0	0	11	
33	Harris,Darian		0-0	0-0	0-0	0	0	0	0	1	0	0	0	0	2	
52	Miller,Chris		3-7	0-0	0-0	3	3	6	0	6	0	2	0	0	29	
Team					2	1	3									
Totals			25-57	10-24	6-12	7	22	29	11	66		12	20	1	6	200
FG % 1st Half: 11-29 37.9% 2nd half: 14-28 50.0% Game: 25-57 43.9%																
3FG % 1st Half: 4-13 30.8% 2nd half: 6-11 54.5% Game: 10-24 41.7%																
FT % 1st Half: 1-2 50.0% 2nd half: 5-10 50.0% Game: 6-12 50.0%																
Deadball Rebounds 3																

Oklahoma 92 • 6-2

#	Player	FG-FGA	FG-FGA	FT-FTA	Off Def Tot	PF	TP	A TO Blk Stl	Min							
12	Lattin, Khadeem	f	2-3	0-0	5-6	1	3	4	3	9	2	0	2	4	22	
21	Buford, Dante	f	0-1	0-1	0-0	0	3	3	0	0	0	0	0	0	11	
01	Odomes, Rashard	g	3-8	0-2	6-6	0	3	3	2	12	3	0	0	0	21	
03	James, Christian	g	6-10	3-4	2-2	1	3	4	1	17	1	4	0	4	21	
10	Woodard, Jordan	g	5-12	3-5	2-2	1	2	3	1	15	2	3	0	2	24	
00	Strong-Moore,Darrion		1-2	0-1	0-0	1	0	1	3	2	3	0	0	1	22	
04	McNeace, Jamuni		1-1	0-0	0-0	0	0	0	1	2	1	1	1	0	13	
05	Freeman, Matt		4-7	1-2	0-0	1	2	3	1	9	0	1	0	0	12	
11	Doolittle, Kristian		4-7	1-1	0-0	1	3	4	0	9	1	1	0	0	15	
13	Shepherd, Jordan		4-5	1-2	0-0	0	2	2	0	9	4	1	0	2	15	
20	McGusty, Kameron		3-7	2-5	0-0	1	2	3	0	8	2	1	0	2	15	
25	Cole, C.J.		0-0	0-0	0-0	0	0	0	0	0	0	0	0	0	3	
30	Thorpe, Marshall		0-1	0-0	0-0	2	1	3	0	0	0	1	0	1	3	
40	Anderson, Richard		0-0	0-0	0-0	0	0	0	0	0	0	0	0	0	3	
Team					0	4	4									
Totals			33-64	11-23	15-16	9	28	37	12	92		19	13	3	16	200
FG % 1st Half: 15-34 44.1% 2nd half: 18-30 60.0% Game: 33-64 51.6%																
3FG % 1st Half: 5-13 38.5% 2nd half: 6-10 60.0% Game: 11-23 47.8%																
FT % 1st Half: 8-8 100.0 2nd half: 7-8 87.5% Game: 15-16 93.8%																
Deadball Rebounds 1																

Officials: Ray Natili, Michael Greenstein, Rodrick Dixon

Technical fouls: Oral Roberts-None. Oklahoma-None.

Attendance: 8034

Est. Attendance: 3835

Score by periods

	1st	2nd	Total
Oral Roberts	27	39	66
Oklahoma	43	49	92

Last FG - ORU 2nd-01:20, OU 2nd-01:33.

Largest lead - ORU by 2 1st-19:02, OU by 28 2nd-01:33.

ORU led for 00:49. OU led for 37:10. Game was tied for 02:00.

Score tied - 1 time.

Lead changed - 1 time.

GAME 18: OKLAHOMA VS. IOWA STATE

Official Basketball Box Score -- Game Totals -- Final Statistics																	Official Basketball Box Score -- Game Totals -- Final Statistics																																																																																																																																																																																																																																																																																																																																																																																																																													
Wichita State vs Oklahoma																	Memphis vs Oklahoma																																																																																																																																																																																																																																																																																																																																																																																																																													
12/10/16 3:00 pm at Chesapeake Energy Arena - Oklahoma City																	12/17/16 11:30 am CT at Norman, Okla. (Lloyd Noble Center)																																																																																																																																																																																																																																																																																																																																																																																																																													
Wichita State 76 • 9-2																	Memphis 99 • 8-3																																																																																																																																																																																																																																																																																																																																																																																																																													
<table><tr><th>#</th><th>Player</th><th>FG-FGA</th><th>3-Ptr</th><th colspan="3">Rebounds</th><th>PF</th><th>TP</th><th>A</th><th>T</th><th>Blk</th><th>Stl</th><th>Min</th></tr><tr><th></th><th></th><th></th><th></th><th>Off</th><th>Def</th><th>Tot</th><th></th><th></th><th></th><th></th><th></th><th></th><th></th></tr><tr><td>21</td><td>WILLIS, Darral</td><td>f</td><td>4-7</td><td>0-0</td><td>4-6</td><td>2 5 7</td><td>3</td><td>12</td><td>0</td><td>2</td><td>0</td><td>1</td><td>23</td></tr><tr><td>32</td><td>McDUFFIE, Markis</td><td>f</td><td>2-10</td><td>1-3</td><td>0-1</td><td>4 4 8</td><td>1</td><td>5</td><td>1</td><td>2</td><td>0</td><td>1</td><td>22</td></tr><tr><td>20</td><td>NURGER, Rauno</td><td>c</td><td>0-2</td><td>0-2</td><td>0-0</td><td>0 2 2</td><td>2</td><td>0</td><td>0</td><td>0</td><td>0</td><td>0</td><td>7</td></tr><tr><td>02</td><td>SMITH, Daishon</td><td>g</td><td>3-5</td><td>1-2</td><td>6-6</td><td>0 3 3</td><td>4</td><td>13</td><td>6</td><td>2</td><td>0</td><td>2</td><td>21</td></tr><tr><td>11</td><td>SHAMET, Landry</td><td>g</td><td>3-10</td><td>0-5</td><td>0-0</td><td>0 4 4</td><td>2</td><td>6</td><td>3</td><td>2</td><td>0</td><td>0</td><td>27</td></tr><tr><td>00</td><td>KELLY, Rashard</td><td></td><td>1-5</td><td>0-1</td><td>0-0</td><td>2 1 3</td><td>0</td><td>2</td><td>0</td><td>2</td><td>0</td><td>1</td><td>12</td></tr><tr><td>01</td><td>BROWN, Zach</td><td></td><td>4-6</td><td>3-4</td><td>6-6</td><td>0 4 4</td><td>2</td><td>17</td><td>0</td><td>0</td><td>2</td><td>0</td><td>22</td></tr><tr><td>12</td><td>REAVES, Austin</td><td></td><td>3-5</td><td>2-4</td><td>0-0</td><td>0 2 2</td><td>4</td><td>8</td><td>2</td><td>1</td><td>0</td><td>0</td><td>16</td></tr><tr><td>24</td><td>MORRIS, Shaquille</td><td></td><td>3-6</td><td>0-0</td><td>1-2</td><td>0 6 6</td><td>2</td><td>7</td><td>2</td><td>0</td><td>5</td><td>0</td><td>30</td></tr><tr><td>33</td><td>FRANKAMP, Conner</td><td></td><td>2-7</td><td>2-7</td><td>0-2</td><td>0 1 1</td><td>3</td><td>6</td><td>2</td><td>1</td><td>0</td><td>0</td><td>20</td></tr><tr><td colspan="2">Team</td><td></td><td></td><td></td><td></td><td>3 0 3</td><td></td><td></td><td></td><td></td><td></td><td></td><td></td></tr><tr><td colspan="2">Totals</td><td></td><td>25-63</td><td>9-28</td><td>17-23</td><td>11 32 43</td><td>23</td><td>76</td><td>16</td><td>12</td><td>7</td><td>4</td><td>200</td></tr></table> <div>FG % 1st Half: 14-29 48.3% 2nd half: 11-34 32.4% Game: 25-63 39.7% 3FG % 1st Half: 5-15 33.3% 2nd half: 4-13 30.8% Game: 9-28 32.1% FT % 1st Half: 4-5 80.0% 2nd half: 13-18 72.2% Game: 17-23 73.9%</div> <div>Deadball Rebounds 3</div> <div>Officials: John Higgins, Don Daily, Jeff Malham Technical fouls: Wichita State-None. Oklahoma-None. Attendance: 11157</div> <table><tr><th colspan="2">Score by periods</th><th>1st</th><th>2nd</th><th>Total</th></tr><tr><td>Wichita State</td><td></td><td>37</td><td>39</td><td>76</td></tr><tr><td>Oklahoma</td><td></td><td>39</td><td>34</td><td>73</td></tr></table> <div>Points WSU OU</div> <div>In Paint 22 22</div> <div>Off T/O 11 14</div> <div>2nd Chance 3 12</div> <div>Fast Break 4 2</div> <div>Bench 40 13</div> <div>Last FG - WSU 2nd-01:55, OU 2nd-00:04. Largest lead - WSU by 9 2nd-07:05, OU by 8 1st-01:22. WSU led for 21:09. OU led for 13:48. Game was tied for 04:58.</div> <div>Score tied - 7 times. Lead changed - 9 times.</div>																	#	Player	FG-FGA	3-Ptr	Rebounds			PF	TP	A	T	Blk	Stl	Min					Off	Def	Tot								21	WILLIS, Darral	f	4-7	0-0	4-6	2 5 7	3	12	0	2	0	1	23	32	McDUFFIE, Markis	f	2-10	1-3	0-1	4 4 8	1	5	1	2	0	1	22	20	NURGER, Rauno	c	0-2	0-2	0-0	0 2 2	2	0	0	0	0	0	7	02	SMITH, Daishon	g	3-5	1-2	6-6	0 3 3	4	13	6	2	0	2	21	11	SHAMET, Landry	g	3-10	0-5	0-0	0 4 4	2	6	3	2	0	0	27	00	KELLY, Rashard		1-5	0-1	0-0	2 1 3	0	2	0	2	0	1	12	01	BROWN, Zach		4-6	3-4	6-6	0 4 4	2	17	0	0	2	0	22	12	REAVES, Austin		3-5	2-4	0-0	0 2 2	4	8	2	1	0	0	16	24	MORRIS, Shaquille		3-6	0-0	1-2	0 6 6	2	7	2	0	5	0	30	33	FRANKAMP, Conner		2-7	2-7	0-2	0 1 1	3	6	2	1	0	0	20	Team						3 0 3								Totals			25-63	9-28	17-23	11 32 43	23	76	16	12	7	4	200	Score by periods		1st	2nd	Total	Wichita State		37	39	76	Oklahoma		39	34	73	<table><tr><th>#</th><th>Player</th><th>FG-FGA</th><th>3-Ptr</th><th colspan="3">Rebounds</th><th>PF</th><th>TP</th><th>A</th><th>T</th><th>Blk</th><th>Stl</th><th>Min</th></tr><tr><th></th><th></th><th></th><th></th><th>Off</th><th>Def</th><th>Tot</th><th></th><th></th><th></th><th></th><th></th><th></th><th></th></tr><tr><td>01</td><td>LAWSON, Dedric</td><td>f</td><td>10-17</td><td>1-3</td><td>5-5</td><td>4 8 12</td><td>2</td><td>26</td><td>4</td><td>2</td><td>3</td><td>2</td><td>43</td></tr><tr><td>15</td><td>RYKHOEK, Chad</td><td>f</td><td>0-1</td><td>0-0</td><td>1-2</td><td>0 1 1</td><td>1</td><td>1</td><td>1</td><td>0</td><td>0</td><td>1</td><td>12</td></tr><tr><td>00</td><td>LAWSON, KJ</td><td>g</td><td>7-12</td><td>1-2</td><td>4-4</td><td>3 10 13</td><td>5</td><td>19</td><td>1</td><td>4</td><td>0</td><td>1</td><td>40</td></tr><tr><td>03</td><td>MARTIN, Jeremiah</td><td>g</td><td>6-10</td><td>3-6</td><td>10-12</td><td>1 1 2</td><td>1</td><td>25</td><td>3</td><td>1</td><td>0</td><td>2</td><td>42</td></tr><tr><td>05</td><td>CRAWFORD, Markel</td><td>g</td><td>6-8</td><td>0-0</td><td>8-9</td><td>0 4 4</td><td>2</td><td>20</td><td>1</td><td>4</td><td>0</td><td>0</td><td>40</td></tr><tr><td>02</td><td>RIVERS, Jimario</td><td></td><td>4-5</td><td>0-0</td><td>0-0</td><td>0 1 1</td><td>3</td><td>8</td><td>0</td><td>0</td><td>1</td><td>0</td><td>27</td></tr><tr><td>10</td><td>KESSEE, Christian</td><td></td><td>0-0</td><td>0-0</td><td>0-0</td><td>0 0 0</td><td>1</td><td>0</td><td>0</td><td>2</td><td>0</td><td>0</td><td>4</td></tr><tr><td>12</td><td>RANDALL, Craig</td><td></td><td>0-5</td><td>0-5</td><td>0-0</td><td>0 0 0</td><td>2</td><td>0</td><td>1</td><td>0</td><td>0</td><td>2</td><td>17</td></tr><tr><td colspan="2">Team</td><td></td><td></td><td></td><td></td><td>0 2 2</td><td></td><td></td><td></td><td></td><td></td><td></td><td></td></tr><tr><td colspan="2">Totals</td><td></td><td>33-58</td><td>5-16</td><td>28-32</td><td>8 27 35</td><td>17</td><td>99</td><td>11</td><td>13</td><td>4</td><td>8</td><td>225</td></tr></table> <div>FG % 1st Half: 13-25 52.0% 2nd half: 15-25 60.0% Game: 33-58 56.9% 3FG % 1st Half: 3-8 37.5% 2nd half: 2-8 25.0% Game: 5-16 31.3% FT % 1st Half: 9-11 81.8% 2nd half: 14-16 87.5% Game: 28-32 87.5%</div> <div>Deadball Rebounds 2</div> <div>Officials: Peter Juzenas, Antonio Petty, Olandis Poole Technical fouls: Memphis-None. Oklahoma-None. Attendance: 9081 Est. Attendance: 4946</div> <table><tr><th colspan="2">Score by periods</th><th>1st</th><th>2nd</th><th>OT</th><th>Total</th></tr><tr><td>Memphis</td><td></td><td>38</td><td>46</td><td>15</td><td>99</td></tr><tr><td>Oklahoma</td><td></td><td>47</td><td>37</td><td>10</td><td>94</td></tr></table> <div>Points MEM OU</div> <div>In Paint 52 34</div> <div>Off T/O 13 18</div> <div>2nd Chance 12 12</div> <div>Fast Break 8 6</div> <div>Bench 8 40</div> <div>Last FG - MEM OT-01:11, OU OT-03:05. Largest lead - MEM by 5 OT-03:45, OU by 13 1st-07:12. MEM led for 04:48. OU led for 38:17. Game was tied for 01:55.</div> <div>Score tied - 4 times. Lead changed - 1 time.</div>																	#	Player	FG-FGA	3-Ptr	Rebounds			PF	TP	A	T	Blk	Stl	Min					Off	Def	Tot								01	LAWSON, Dedric	f	10-17	1-3	5-5	4 8 12	2	26	4	2	3	2	43	15	RYKHOEK, Chad	f	0-1	0-0	1-2	0 1 1	1	1	1	0	0	1	12	00	LAWSON, KJ	g	7-12	1-2	4-4	3 10 13	5	19	1	4	0	1	40	03	MARTIN, Jeremiah	g	6-10	3-6	10-12	1 1 2	1	25	3	1	0	2	42	05	CRAWFORD, Markel	g	6-8	0-0	8-9	0 4 4	2	20	1	4	0	0	40	02	RIVERS, Jimario		4-5	0-0	0-0	0 1 1	3	8	0	0	1	0	27	10	KESSEE, Christian		0-0	0-0	0-0	0 0 0	1	0	0	2	0	0	4	12	RANDALL, Craig		0-5	0-5	0-0	0 0 0	2	0	1	0	0	2	17	Team						0 2 2								Totals			33-58	5-16	28-32	8 27 35	17	99	11	13	4	8	225	Score by periods		1st	2nd	OT	Total	Memphis		38	46	15	99	Oklahoma		47	37	10	94
#	Player	FG-FGA	3-Ptr	Rebounds			PF	TP	A	T	Blk	Stl	Min																																																																																																																																																																																																																																																																																																																																																																																																																																	
				Off	Def	Tot																																																																																																																																																																																																																																																																																																																																																																																																																																								
21	WILLIS, Darral	f	4-7	0-0	4-6	2 5 7	3	12	0	2	0	1	23																																																																																																																																																																																																																																																																																																																																																																																																																																	
32	McDUFFIE, Markis	f	2-10	1-3	0-1	4 4 8	1	5	1	2	0	1	22																																																																																																																																																																																																																																																																																																																																																																																																																																	
20	NURGER, Rauno	c	0-2	0-2	0-0	0 2 2	2	0	0	0	0	0	7																																																																																																																																																																																																																																																																																																																																																																																																																																	
02	SMITH, Daishon	g	3-5	1-2	6-6	0 3 3	4	13	6	2	0	2	21																																																																																																																																																																																																																																																																																																																																																																																																																																	
11	SHAMET, Landry	g	3-10	0-5	0-0	0 4 4	2	6	3	2	0	0	27																																																																																																																																																																																																																																																																																																																																																																																																																																	
00	KELLY, Rashard		1-5	0-1	0-0	2 1 3	0	2	0	2	0	1	12																																																																																																																																																																																																																																																																																																																																																																																																																																	
01	BROWN, Zach		4-6	3-4	6-6	0 4 4	2	17	0	0	2	0	22																																																																																																																																																																																																																																																																																																																																																																																																																																	
12	REAVES, Austin		3-5	2-4	0-0	0 2 2	4	8	2	1	0	0	16																																																																																																																																																																																																																																																																																																																																																																																																																																	
24	MORRIS, Shaquille		3-6	0-0	1-2	0 6 6	2	7	2	0	5	0	30																																																																																																																																																																																																																																																																																																																																																																																																																																	
33	FRANKAMP, Conner		2-7	2-7	0-2	0 1 1	3	6	2	1	0	0	20																																																																																																																																																																																																																																																																																																																																																																																																																																	
Team						3 0 3																																																																																																																																																																																																																																																																																																																																																																																																																																								
Totals			25-63	9-28	17-23	11 32 43	23	76	16	12	7	4	200																																																																																																																																																																																																																																																																																																																																																																																																																																	
Score by periods		1st	2nd	Total																																																																																																																																																																																																																																																																																																																																																																																																																																										
Wichita State		37	39	76																																																																																																																																																																																																																																																																																																																																																																																																																																										
Oklahoma		39	34	73																																																																																																																																																																																																																																																																																																																																																																																																																																										
#	Player	FG-FGA	3-Ptr	Rebounds			PF	TP	A	T	Blk	Stl	Min																																																																																																																																																																																																																																																																																																																																																																																																																																	
				Off	Def	Tot																																																																																																																																																																																																																																																																																																																																																																																																																																								
01	LAWSON, Dedric	f	10-17	1-3	5-5	4 8 12	2	26	4	2	3	2	43																																																																																																																																																																																																																																																																																																																																																																																																																																	
15	RYKHOEK, Chad	f	0-1	0-0	1-2	0 1 1	1	1	1	0	0	1	12																																																																																																																																																																																																																																																																																																																																																																																																																																	
00	LAWSON, KJ	g	7-12	1-2	4-4	3 10 13	5	19	1	4	0	1	40																																																																																																																																																																																																																																																																																																																																																																																																																																	
03	MARTIN, Jeremiah	g	6-10	3-6	10-12	1 1 2	1	25	3	1	0	2	42																																																																																																																																																																																																																																																																																																																																																																																																																																	
05	CRAWFORD, Markel	g	6-8	0-0	8-9	0 4 4	2	20	1	4	0	0	40																																																																																																																																																																																																																																																																																																																																																																																																																																	
02	RIVERS, Jimario		4-5	0-0	0-0	0 1 1	3	8	0	0	1	0	27																																																																																																																																																																																																																																																																																																																																																																																																																																	
10	KESSEE, Christian		0-0	0-0	0-0	0 0 0	1	0	0	2	0	0	4																																																																																																																																																																																																																																																																																																																																																																																																																																	
12	RANDALL, Craig		0-5	0-5	0-0	0 0 0	2	0	1	0	0	2	17																																																																																																																																																																																																																																																																																																																																																																																																																																	
Team						0 2 2																																																																																																																																																																																																																																																																																																																																																																																																																																								
Totals			33-58	5-16	28-32	8 27 35	17	99	11	13	4	8	225																																																																																																																																																																																																																																																																																																																																																																																																																																	
Score by periods		1st	2nd	OT	Total																																																																																																																																																																																																																																																																																																																																																																																																																																									
Memphis		38	46	15	99																																																																																																																																																																																																																																																																																																																																																																																																																																									
Oklahoma		47	37	10	94																																																																																																																																																																																																																																																																																																																																																																																																																																									

GAME 18: OKLAHOMA VS. IOWA STATE

Official Basketball Box Score -- Game Totals -- Final Statistics																Official Basketball Box Score -- Game Totals -- Final Statistics																																																																																																																																																																																																																																																																																																																																																																																																																																																																																			
Oklahoma vs TCU																Oklahoma vs Kansas State																																																																																																																																																																																																																																																																																																																																																																																																																																																																																			
01/03/17 8:00 pm at Fort Worth, Texas (Schollmaier Arena)																01/07/17 2:01 p.m. CT at Manhattan, Kan. - Bramlage Coliseum																																																																																																																																																																																																																																																																																																																																																																																																																																																																																			
Oklahoma 57 • 6-7, 0-2 Big 12																Oklahoma 64 • 6-8 (0-3)																																																																																																																																																																																																																																																																																																																																																																																																																																																																																			
<table><tr><th>#</th><th>Player</th><th>Total</th><th>3-Ptr</th><th colspan="3">Rebounds</th><th rowspan="2">PF</th><th rowspan="2">TP</th><th colspan="4">A TO Blk Stl</th><th rowspan="2">Min</th></tr><tr><th></th><th></th><th>FG-FGA</th><th>FG-FGA</th><th>FT-FTA</th><th>Off Def Tot</th><th></th><th></th><th></th><th></th><th></th><th></th></tr><tr><td>11</td><td>Doolittle, Kristian</td><td>f</td><td>3-6</td><td>0-0</td><td>2-4</td><td>2</td><td>4</td><td>6</td><td>2</td><td>8</td><td>1</td><td>2</td><td>0</td><td>2</td><td>21</td></tr><tr><td>12</td><td>Lattin, Khadeem</td><td>f</td><td>3-3</td><td>0-0</td><td>0-1</td><td>2</td><td>1</td><td>3</td><td>4</td><td>6</td><td>0</td><td>0</td><td>2</td><td>1</td><td>22</td></tr><tr><td>01</td><td>Odomes, Rashard</td><td>g</td><td>2-8</td><td>0-0</td><td>1-2</td><td>1</td><td>3</td><td>4</td><td>1</td><td>5</td><td>3</td><td>2</td><td>0</td><td>1</td><td>22</td></tr><tr><td>03</td><td>James, Christian</td><td>g</td><td>1-10</td><td>0-3</td><td>1-2</td><td>1</td><td>2</td><td>3</td><td>1</td><td>3</td><td>2</td><td>2</td><td>0</td><td>0</td><td>32</td></tr><tr><td>13</td><td>Shepherd, Jordan</td><td>g</td><td>0-4</td><td>0-1</td><td>0-0</td><td>0</td><td>0</td><td>0</td><td>4</td><td>0</td><td>3</td><td>1</td><td>0</td><td>0</td><td>20</td></tr><tr><td>00</td><td>Strong-Moore,Darrion</td><td></td><td>4-8</td><td>2-5</td><td>0-0</td><td>0</td><td>1</td><td>1</td><td>0</td><td>10</td><td>1</td><td>1</td><td>0</td><td>0</td><td>20</td></tr><tr><td>04</td><td>McNeace, Jamuni</td><td></td><td>1-4</td><td>0-0</td><td>0-0</td><td>1</td><td>3</td><td>4</td><td>4</td><td>2</td><td>0</td><td>1</td><td>2</td><td>0</td><td>18</td></tr><tr><td>05</td><td>Freeman, Matt</td><td></td><td>4-6</td><td>2-3</td><td>0-0</td><td>0</td><td>0</td><td>0</td><td>0</td><td>10</td><td>0</td><td>2</td><td>1</td><td>1</td><td>14</td></tr><tr><td>20</td><td>McGusty, Kameron</td><td></td><td>4-11</td><td>1-3</td><td>2-2</td><td>1</td><td>2</td><td>3</td><td>1</td><td>11</td><td>3</td><td>1</td><td>1</td><td>4</td><td>27</td></tr><tr><td>21</td><td>Buford, Dante</td><td></td><td>1-2</td><td>0-1</td><td>0-0</td><td>1</td><td>0</td><td>1</td><td>0</td><td>2</td><td>0</td><td>0</td><td>0</td><td>1</td><td>4</td></tr><tr><td colspan="2">Team</td><td></td><td></td><td></td><td></td><td>3</td><td>3</td><td>6</td><td></td><td></td><td>1</td><td></td><td></td><td></td><td></td></tr><tr><td colspan="2">Totals</td><td></td><td>23-62</td><td>5-16</td><td>6-11</td><td>12</td><td>19</td><td>31</td><td>17</td><td>57</td><td>13</td><td>13</td><td>6</td><td>10</td><td>200</td></tr></table> <div>FG % 1st Half: 16-34 47.1% 2nd half: 7-28 25.0% Game: 23-62 37.1%</div> <div>3FG % 1st Half: 3-6 50.0% 2nd half: 2-10 20.0% Game: 5-16 31.3%</div> <div>FT % 1st Half: 3-4 75.0% 2nd half: 3-7 42.9% Game: 6-11 54.5%</div> <div>Deadball Rebounds 3,2</div>																#	Player	Total	3-Ptr	Rebounds			PF	TP	A TO Blk Stl				Min			FG-FGA	FG-FGA	FT-FTA	Off Def Tot							11	Doolittle, Kristian	f	3-6	0-0	2-4	2	4	6	2	8	1	2	0	2	21	12	Lattin, Khadeem	f	3-3	0-0	0-1	2	1	3	4	6	0	0	2	1	22	01	Odomes, Rashard	g	2-8	0-0	1-2	1	3	4	1	5	3	2	0	1	22	03	James, Christian	g	1-10	0-3	1-2	1	2	3	1	3	2	2	0	0	32	13	Shepherd, Jordan	g	0-4	0-1	0-0	0	0	0	4	0	3	1	0	0	20	00	Strong-Moore,Darrion		4-8	2-5	0-0	0	1	1	0	10	1	1	0	0	20	04	McNeace, Jamuni		1-4	0-0	0-0	1	3	4	4	2	0	1	2	0	18	05	Freeman, Matt		4-6	2-3	0-0	0	0	0	0	10	0	2	1	1	14	20	McGusty, Kameron		4-11	1-3	2-2	1	2	3	1	11	3	1	1	4	27	21	Buford, Dante		1-2	0-1	0-0	1	0	1	0	2	0	0	0	1	4	Team						3	3	6			1					Totals			23-62	5-16	6-11	12	19	31	17	57	13	13	6	10	200	<table><tr><th>#</th><th>Player</th><th>Total</th><th>3-Ptr</th><th colspan="3">Rebounds</th><th rowspan="2">PF</th><th rowspan="2">TP</th><th colspan="4">A TO Blk Stl</th><th rowspan="2">Min</th></tr><tr><th></th><th></th><th>FG-FGA</th><th>FG-FGA</th><th>FT-FTA</th><th>Off Def Tot</th><th></th><th></th><th></th><th></th><th></th><th></th></tr><tr><td>11</td><td>Doolittle, Kristian</td><td>f</td><td>4-10</td><td>0-1</td><td>0-0</td><td>1</td><td>7</td><td>8</td><td>2</td><td>8</td><td>2</td><td>3</td><td>1</td><td>2</td><td>29</td></tr><tr><td>12</td><td>Lattin, Khadeem</td><td>f</td><td>2-5</td><td>0-0</td><td>0-1</td><td>1</td><td>4</td><td>5</td><td>4</td><td>4</td><td>2</td><td>3</td><td>1</td><td>0</td><td>26</td></tr><tr><td>00</td><td>Strong-Moore,Darrion</td><td>g</td><td>4-7</td><td>2-3</td><td>0-0</td><td>0</td><td>2</td><td>2</td><td>2</td><td>10</td><td>4</td><td>1</td><td>0</td><td>1</td><td>27</td></tr><tr><td>01</td><td>Odomes, Rashard</td><td>g</td><td>5-7</td><td>0-0</td><td>0-0</td><td>2</td><td>4</td><td>6</td><td>2</td><td>10</td><td>1</td><td>3</td><td>0</td><td>2</td><td>33</td></tr><tr><td>03</td><td>James, Christian</td><td>g</td><td>1-2</td><td>1-2</td><td>0-0</td><td>0</td><td>1</td><td>1</td><td>4</td><td>3</td><td>0</td><td>3</td><td>0</td><td>0</td><td>17</td></tr><tr><td>04</td><td>McNeace, Jamuni</td><td></td><td>2-3</td><td>0-0</td><td>0-0</td><td>0</td><td>0</td><td>0</td><td>5</td><td>4</td><td>1</td><td>2</td><td>0</td><td>1</td><td>13</td></tr><tr><td>05</td><td>Freeman, Matt</td><td></td><td>1-2</td><td>1-2</td><td>0-0</td><td>0</td><td>2</td><td>2</td><td>0</td><td>3</td><td>0</td><td>1</td><td>0</td><td>0</td><td>9</td></tr><tr><td>13</td><td>Shepherd, Jordan</td><td></td><td>1-3</td><td>0-0</td><td>0-0</td><td>0</td><td>0</td><td>0</td><td>0</td><td>1</td><td>2</td><td>1</td><td>1</td><td>0</td><td>13</td></tr><tr><td>20</td><td>McGusty, Kameron</td><td></td><td>5-9</td><td>2-3</td><td>8-9</td><td>0</td><td>1</td><td>1</td><td>1</td><td>20</td><td>0</td><td>0</td><td>1</td><td>0</td><td>30</td></tr><tr><td>21</td><td>Buford, Dante</td><td></td><td>0-0</td><td>0-0</td><td>0-0</td><td>0</td><td>0</td><td>0</td><td>0</td><td>0</td><td>0</td><td>0</td><td>1</td><td>0</td><td>2</td></tr><tr><td>25</td><td>Cole, C.J.</td><td></td><td>0-0</td><td>0-0</td><td>0-0</td><td>0</td><td>0</td><td>0</td><td>0</td><td>0</td><td>0</td><td>0</td><td>0</td><td>0</td><td>1</td></tr><tr><td colspan="2">Team</td><td></td><td></td><td></td><td></td><td>1</td><td>0</td><td>1</td><td></td><td></td><td>1</td><td></td><td></td><td></td><td></td></tr><tr><td colspan="2">Totals</td><td></td><td>25-48</td><td>6-11</td><td>8-10</td><td>5</td><td>21</td><td>26</td><td>21</td><td>64</td><td>11</td><td>19</td><td>3</td><td>6</td><td>200</td></tr></table> <div>FG % 1st Half: 10-26 38.5% 2nd half: 15-22 68.2% Game: 25-48 52.1%</div> <div>3FG % 1st Half: 4-8 50.0% 2nd half: 2-3 66.7% Game: 6-11 54.5%</div> <div>FT % 1st Half: 3-4 75.0% 2nd half: 5-6 83.3% Game: 8-10 80.0%</div> <div>Deadball Rebounds 0</div>																#	Player	Total	3-Ptr	Rebounds			PF	TP	A TO Blk Stl				Min			FG-FGA	FG-FGA	FT-FTA	Off Def Tot							11	Doolittle, Kristian	f	4-10	0-1	0-0	1	7	8	2	8	2	3	1	2	29	12	Lattin, Khadeem	f	2-5	0-0	0-1	1	4	5	4	4	2	3	1	0	26	00	Strong-Moore,Darrion	g	4-7	2-3	0-0	0	2	2	2	10	4	1	0	1	27	01	Odomes, Rashard	g	5-7	0-0	0-0	2	4	6	2	10	1	3	0	2	33	03	James, Christian	g	1-2	1-2	0-0	0	1	1	4	3	0	3	0	0	17	04	McNeace, Jamuni		2-3	0-0	0-0	0	0	0	5	4	1	2	0	1	13	05	Freeman, Matt		1-2	1-2	0-0	0	2	2	0	3	0	1	0	0	9	13	Shepherd, Jordan		1-3	0-0	0-0	0	0	0	0	1	2	1	1	0	13	20	McGusty, Kameron		5-9	2-3	8-9	0	1	1	1	20	0	0	1	0	30	21	Buford, Dante		0-0	0-0	0-0	0	0	0	0	0	0	0	1	0	2	25	Cole, C.J.		0-0	0-0	0-0	0	0	0	0	0	0	0	0	0	1	Team						1	0	1			1					Totals			25-48	6-11	8-10	5	21	26	21	64	11	19	3	6	200
#	Player	Total	3-Ptr	Rebounds			PF	TP	A TO Blk Stl				Min																																																																																																																																																																																																																																																																																																																																																																																																																																																																																						
		FG-FGA	FG-FGA	FT-FTA	Off Def Tot																																																																																																																																																																																																																																																																																																																																																																																																																																																																																														
11	Doolittle, Kristian	f	3-6	0-0	2-4	2	4	6	2	8	1	2	0	2	21																																																																																																																																																																																																																																																																																																																																																																																																																																																																																				
12	Lattin, Khadeem	f	3-3	0-0	0-1	2	1	3	4	6	0	0	2	1	22																																																																																																																																																																																																																																																																																																																																																																																																																																																																																				
01	Odomes, Rashard	g	2-8	0-0	1-2	1	3	4	1	5	3	2	0	1	22																																																																																																																																																																																																																																																																																																																																																																																																																																																																																				
03	James, Christian	g	1-10	0-3	1-2	1	2	3	1	3	2	2	0	0	32																																																																																																																																																																																																																																																																																																																																																																																																																																																																																				
13	Shepherd, Jordan	g	0-4	0-1	0-0	0	0	0	4	0	3	1	0	0	20																																																																																																																																																																																																																																																																																																																																																																																																																																																																																				
00	Strong-Moore,Darrion		4-8	2-5	0-0	0	1	1	0	10	1	1	0	0	20																																																																																																																																																																																																																																																																																																																																																																																																																																																																																				
04	McNeace, Jamuni		1-4	0-0	0-0	1	3	4	4	2	0	1	2	0	18																																																																																																																																																																																																																																																																																																																																																																																																																																																																																				
05	Freeman, Matt		4-6	2-3	0-0	0	0	0	0	10	0	2	1	1	14																																																																																																																																																																																																																																																																																																																																																																																																																																																																																				
20	McGusty, Kameron		4-11	1-3	2-2	1	2	3	1	11	3	1	1	4	27																																																																																																																																																																																																																																																																																																																																																																																																																																																																																				
21	Buford, Dante		1-2	0-1	0-0	1	0	1	0	2	0	0	0	1	4																																																																																																																																																																																																																																																																																																																																																																																																																																																																																				
Team						3	3	6			1																																																																																																																																																																																																																																																																																																																																																																																																																																																																																								
Totals			23-62	5-16	6-11	12	19	31	17	57	13	13	6	10	200																																																																																																																																																																																																																																																																																																																																																																																																																																																																																				
#	Player	Total	3-Ptr	Rebounds			PF	TP	A TO Blk Stl				Min																																																																																																																																																																																																																																																																																																																																																																																																																																																																																						
		FG-FGA	FG-FGA	FT-FTA	Off Def Tot																																																																																																																																																																																																																																																																																																																																																																																																																																																																																														
11	Doolittle, Kristian	f	4-10	0-1	0-0	1	7	8	2	8	2	3	1	2	29																																																																																																																																																																																																																																																																																																																																																																																																																																																																																				
12	Lattin, Khadeem	f	2-5	0-0	0-1	1	4	5	4	4	2	3	1	0	26																																																																																																																																																																																																																																																																																																																																																																																																																																																																																				
00	Strong-Moore,Darrion	g	4-7	2-3	0-0	0	2	2	2	10	4	1	0	1	27																																																																																																																																																																																																																																																																																																																																																																																																																																																																																				
01	Odomes, Rashard	g	5-7	0-0	0-0	2	4	6	2	10	1	3	0	2	33																																																																																																																																																																																																																																																																																																																																																																																																																																																																																				
03	James, Christian	g	1-2	1-2	0-0	0	1	1	4	3	0	3	0	0	17																																																																																																																																																																																																																																																																																																																																																																																																																																																																																				
04	McNeace, Jamuni		2-3	0-0	0-0	0	0	0	5	4	1	2	0	1	13																																																																																																																																																																																																																																																																																																																																																																																																																																																																																				
05	Freeman, Matt		1-2	1-2	0-0	0	2	2	0	3	0	1	0	0	9																																																																																																																																																																																																																																																																																																																																																																																																																																																																																				
13	Shepherd, Jordan		1-3	0-0	0-0	0	0	0	0	1	2	1	1	0	13																																																																																																																																																																																																																																																																																																																																																																																																																																																																																				
20	McGusty, Kameron		5-9	2-3	8-9	0	1	1	1	20	0	0	1	0	30																																																																																																																																																																																																																																																																																																																																																																																																																																																																																				
21	Buford, Dante		0-0	0-0	0-0	0	0	0	0	0	0	0	1	0	2																																																																																																																																																																																																																																																																																																																																																																																																																																																																																				
25	Cole, C.J.		0-0	0-0	0-0	0	0	0	0	0	0	0	0	0	1																																																																																																																																																																																																																																																																																																																																																																																																																																																																																				
Team						1	0	1			1																																																																																																																																																																																																																																																																																																																																																																																																																																																																																								
Totals			25-48	6-11	8-10	5	21	26	21	64	11	19	3	6	200																																																																																																																																																																																																																																																																																																																																																																																																																																																																																				
TCU 60 • 12-2, 1-1 Big 12																Kansas State 75 • 13-2 (2-1)																																																																																																																																																																																																																																																																																																																																																																																																																																																																																			
<table><tr><th>#</th><th>Player</th><th>Total</th><th>3-Ptr</th><th colspan="3">Rebounds</th><th rowspan="2">PF</th><th rowspan="2">TP</th><th colspan="4">A TO Blk Stl</th><th rowspan="2">Min</th></tr><tr><th></th><th></th><th>FG-FGA</th><th>FG-FGA</th><th>FT-FTA</th><th>Off Def Tot</th><th></th><th></th><th></th><th></th><th></th><th></th></tr><tr><td>10</td><td>Brodziansky, Vlad</td><td>f</td><td>1-2</td><td>0-0</td><td>2-2</td><td>0</td><td>2</td><td>2</td><td>1</td><td>4</td><td>0</td><td>0</td><td>3</td><td>1</td><td>22</td></tr><tr><td>15</td><td>Miller, JD</td><td>f</td><td>1-4</td><td>0-3</td><td>1-2</td><td>0</td><td>3</td><td>3</td><td>0</td><td>3</td><td>0</td><td>1</td><td>2</td><td>0</td><td>17</td></tr><tr><td>00</td><td>Fisher, Jaylen</td><td>g</td><td>2-7</td><td>0-2</td><td>2-3</td><td>0</td><td>3</td><td>3</td><td>3</td><td>6</td><td>1</td><td>4</td><td>0</td><td>1</td><td>26</td></tr><tr><td>25</td><td>Robinson, Alex</td><td>g</td><td>7-13</td><td>2-4</td><td>2-2</td><td>0</td><td>2</td><td>2</td><td>0</td><td>18</td><td>6</td><td>2</td><td>0</td><td>1</td><td>33</td></tr><tr><td>34</td><td>Williams, Kenrich</td><td>g</td><td>1-3</td><td>0-0</td><td>0-0</td><td>1</td><td>5</td><td>6</td><td>3</td><td>2</td><td>1</td><td>1</td><td>2</td><td>0</td><td>27</td></tr><tr><td>01</td><td>Bane, Desmond</td><td></td><td>4-7</td><td>1-1</td><td>0-1</td><td>2</td><td>4</td><td>6</td><td>1</td><td>9</td><td>1</td><td>4</td><td>2</td><td>0</td><td>25</td></tr><tr><td>02</td><td>Williams, Michael</td><td></td><td>0-2</td><td>0-1</td><td>0-0</td><td>0</td><td>2</td><td>2</td><td>0</td><td>0</td><td>0</td><td>1</td><td>0</td><td>0</td><td>9</td></tr><tr><td>11</td><td>Parrish, Brandon</td><td></td><td>2-7</td><td>2-6</td><td>4-6</td><td>0</td><td>2</td><td>2</td><td>1</td><td>10</td><td>1</td><td>0</td><td>1</td><td>1</td><td>23</td></tr><tr><td>32</td><td>Shepherd, Karviar</td><td></td><td>3-3</td><td>0-0</td><td>2-2</td><td>2</td><td>3</td><td>5</td><td>3</td><td>8</td><td>0</td><td>1</td><td>1</td><td>0</td><td>14</td></tr><tr><td>33</td><td>Washburn, Chris</td><td></td><td>0-1</td><td>0-0</td><td>0-0</td><td>0</td><td>1</td><td>1</td><td>0</td><td>0</td><td>1</td><td>0</td><td>2</td><td>0</td><td>4</td></tr><tr><td colspan="2">Team</td><td></td><td></td><td></td><td></td><td>1</td><td>2</td><td>3</td><td></td><td></td><td>2</td><td></td><td></td><td></td><td></td></tr><tr><td colspan="2">Totals</td><td></td><td>21-49</td><td>5-17</td><td>13-18</td><td>6</td><td>29</td><td>35</td><td>12</td><td>60</td><td>11</td><td>16</td><td>13</td><td>4</td><td>200</td></tr></table> <div>FG % 1st Half: 12-28 42.9% 2nd half: 9-21 42.9% Game: 21-49 42.9%</div> <div>3FG % 1st Half: 4-10 40.0% 2nd half: 1-7 14.3% Game: 5-17 29.4%</div> <div>FT % 1st Half: 6-8 75.0% 2nd half: 7-10 70.0% Game: 13-18 72.2%</div> <div>Deadball Rebounds 6</div>																#	Player	Total	3-Ptr	Rebounds			PF	TP	A TO Blk Stl				Min			FG-FGA	FG-FGA	FT-FTA	Off Def Tot							10	Brodziansky, Vlad	f	1-2	0-0	2-2	0	2	2	1	4	0	0	3	1	22	15	Miller, JD	f	1-4	0-3	1-2	0	3	3	0	3	0	1	2	0	17	00	Fisher, Jaylen	g	2-7	0-2	2-3	0	3	3	3	6	1	4	0	1	26	25	Robinson, Alex	g	7-13	2-4	2-2	0	2	2	0	18	6	2	0	1	33	34	Williams, Kenrich	g	1-3	0-0	0-0	1	5	6	3	2	1	1	2	0	27	01	Bane, Desmond		4-7	1-1	0-1	2	4	6	1	9	1	4	2	0	25	02	Williams, Michael		0-2	0-1	0-0	0	2	2	0	0	0	1	0	0	9	11	Parrish, Brandon		2-7	2-6	4-6	0	2	2	1	10	1	0	1	1	23	32	Shepherd, Karviar		3-3	0-0	2-2	2	3	5	3	8	0	1	1	0	14	33	Washburn, Chris		0-1	0-0	0-0	0	1	1	0	0	1	0	2	0	4	Team						1	2	3			2					Totals			21-49	5-17	13-18	6	29	35	12	60	11	16	13	4	200	<table><tr><th>#</th><th>Player</th><th>Total</th><th>3-Ptr</th><th colspan="3">Rebounds</th><th rowspan="2">PF</th><th rowspan="2">TP</th><th colspan="4">A TO Blk Stl</th><th rowspan="2">Min</th></tr><tr><th></th><th></th><th>FG-FGA</th><th>FG-FGA</th><th>FT-FTA</th><th>Off Def Tot</th><th></th><th></th><th></th><th></th><th></th><th></th></tr><tr><td>04</td><td>JOHNSON, D.J.</td><td>f</td><td>4-10</td><td>0-0</td><td>2-5</td><td>1</td><td>2</td><td>3</td><td>0</td><td>10</td><td>0</td><td>3</td><td>0</td><td>1</td><td>27</td></tr><tr><td>32</td><td>WADE, Dean</td><td>f</td><td>4-7</td><td>2-4</td><td>2-2</td><td>2</td><td>5</td><td>7</td><td>4</td><td>12</td><td>1</td><td>1</td><td>1</td><td>2</td><td>31</td></tr><tr><td>03</td><td>STOKES, Kamau</td><td>g</td><td>3-6</td><td>3-5</td><td>4-5</td><td>1</td><td>1</td><td>2</td><td>2</td><td>13</td><td>4</td><td>5</td><td>0</td><td>0</td><td>35</td></tr><tr><td>05</td><td>BROWN, Barry</td><td>g</td><td>6-11</td><td>2-6</td><td>0-0</td><td>0</td><td>2</td><td>2</td><td>3</td><td>14</td><td>5</td><td>0</td><td>0</td><td>2</td><td>32</td></tr><tr><td>25</td><td>IWUNDU, Wesley</td><td>g</td><td>4-6</td><td>0-0</td><td>8-11</td><td>0</td><td>3</td><td>3</td><td>1</td><td>16</td><td>5</td><td>3</td><td>0</td><td>2</td><td>36</td></tr><tr><td>01</td><td>ERVIN II, Carlbe</td><td></td><td>1-2</td><td>0-1</td><td>0-0</td><td>0</td><td>1</td><td>1</td><td>0</td><td>2</td><td>1</td><td>1</td><td>0</td><td>1</td><td>13</td></tr><tr><td>11</td><td>PATRICK, Brian</td><td></td><td>0-0</td><td>0-0</td><td>0-0</td><td>0</td><td>0</td><td>0</td><td>0</td><td>0</td><td>0</td><td>0</td><td>0</td><td>0</td><td>0+</td></tr><tr><td>20</td><td>SNEED, Xavier</td><td></td><td>3-5</td><td>0-2</td><td>0-0</td><td>1</td><td>2</td><td>3</td><td>2</td><td>6</td><td>0</td><td>0</td><td>1</td><td>0</td><td>20</td></tr><tr><td>35</td><td>BUDKE, Austin</td><td></td><td>1-1</td><td>0-0</td><td>0-0</td><td>0</td><td>1</td><td>1</td><td>0</td><td>2</td><td>0</td><td>0</td><td>0</td><td>0</td><td>6</td></tr><tr><td colspan="2">Team</td><td></td><td></td><td></td><td></td><td>2</td><td>2</td><td>4</td><td></td><td></td><td></td><td></td><td></td><td></td><td></td></tr><tr><td colspan="2">Totals</td><td></td><td>26-48</td><td>7-18</td><td>16-23</td><td>7</td><td>19</td><td>26</td><td>12</td><td>75</td><td>16</td><td>13</td><td>2</td><td>8</td><td>200</td></tr></table> <div>FG % 1st Half: 15-28 53.6% 2nd half: 11-20 55.0% Game: 26-48 54.2%</div> <div>3FG % 1st Half: 6-12 50.0% 2nd half: 1-6 16.7% Game: 7-18 38.9%</div> <div>FT % 1st Half: 7-10 70.0% 2nd half: 9-13 69.2% Game: 16-23 69.6%</div> <div>Deadball Rebounds 1,1</div>																#	Player	Total	3-Ptr	Rebounds			PF	TP	A TO Blk Stl				Min			FG-FGA	FG-FGA	FT-FTA	Off Def Tot							04	JOHNSON, D.J.	f	4-10	0-0	2-5	1	2	3	0	10	0	3	0	1	27	32	WADE, Dean	f	4-7	2-4	2-2	2	5	7	4	12	1	1	1	2	31	03	STOKES, Kamau	g	3-6	3-5	4-5	1	1	2	2	13	4	5	0	0	35	05	BROWN, Barry	g	6-11	2-6	0-0	0	2	2	3	14	5	0	0	2	32	25	IWUNDU, Wesley	g	4-6	0-0	8-11	0	3	3	1	16	5	3	0	2	36	01	ERVIN II, Carlbe		1-2	0-1	0-0	0	1	1	0	2	1	1	0	1	13	11	PATRICK, Brian		0-0	0-0	0-0	0	0	0	0	0	0	0	0	0	0+	20	SNEED, Xavier		3-5	0-2	0-0	1	2	3	2	6	0	0	1	0	20	35	BUDKE, Austin		1-1	0-0	0-0	0	1	1	0	2	0	0	0	0	6	Team						2	2	4								Totals			26-48	7-18	16-23	7	19	26	12	75	16	13	2	8	200																																
#	Player	Total	3-Ptr	Rebounds			PF	TP	A TO Blk Stl				Min																																																																																																																																																																																																																																																																																																																																																																																																																																																																																						
		FG-FGA	FG-FGA	FT-FTA	Off Def Tot																																																																																																																																																																																																																																																																																																																																																																																																																																																																																														
10	Brodziansky, Vlad	f	1-2	0-0	2-2	0	2	2	1	4	0	0	3	1	22																																																																																																																																																																																																																																																																																																																																																																																																																																																																																				
15	Miller, JD	f	1-4	0-3	1-2	0	3	3	0	3	0	1	2	0	17																																																																																																																																																																																																																																																																																																																																																																																																																																																																																				
00	Fisher, Jaylen	g	2-7	0-2	2-3	0	3	3	3	6	1	4	0	1	26																																																																																																																																																																																																																																																																																																																																																																																																																																																																																				
25	Robinson, Alex	g	7-13	2-4	2-2	0	2	2	0	18	6	2	0	1	33																																																																																																																																																																																																																																																																																																																																																																																																																																																																																				
34	Williams, Kenrich	g	1-3	0-0	0-0	1	5	6	3	2	1	1	2	0	27																																																																																																																																																																																																																																																																																																																																																																																																																																																																																				
01	Bane, Desmond		4-7	1-1	0-1	2	4	6	1	9	1	4	2	0	25																																																																																																																																																																																																																																																																																																																																																																																																																																																																																				
02	Williams, Michael		0-2	0-1	0-0	0	2	2	0	0	0	1	0	0	9																																																																																																																																																																																																																																																																																																																																																																																																																																																																																				
11	Parrish, Brandon		2-7	2-6	4-6	0	2	2	1	10	1	0	1	1	23																																																																																																																																																																																																																																																																																																																																																																																																																																																																																				
32	Shepherd, Karviar		3-3	0-0	2-2	2	3	5	3	8	0	1	1	0	14																																																																																																																																																																																																																																																																																																																																																																																																																																																																																				
33	Washburn, Chris		0-1	0-0	0-0	0	1	1	0	0	1	0	2	0	4																																																																																																																																																																																																																																																																																																																																																																																																																																																																																				
Team						1	2	3			2																																																																																																																																																																																																																																																																																																																																																																																																																																																																																								
Totals			21-49	5-17	13-18	6	29	35	12	60	11	16	13	4	200																																																																																																																																																																																																																																																																																																																																																																																																																																																																																				
#	Player	Total	3-Ptr	Rebounds			PF	TP	A TO Blk Stl				Min																																																																																																																																																																																																																																																																																																																																																																																																																																																																																						
		FG-FGA	FG-FGA	FT-FTA	Off Def Tot																																																																																																																																																																																																																																																																																																																																																																																																																																																																																														
04	JOHNSON, D.J.	f	4-10	0-0	2-5	1	2	3	0	10	0	3	0	1	27																																																																																																																																																																																																																																																																																																																																																																																																																																																																																				
32	WADE, Dean	f	4-7	2-4	2-2	2	5	7	4	12	1	1	1	2	31																																																																																																																																																																																																																																																																																																																																																																																																																																																																																				
03	STOKES, Kamau	g	3-6	3-5	4-5	1	1	2	2	13	4	5	0	0	35																																																																																																																																																																																																																																																																																																																																																																																																																																																																																				
05	BROWN, Barry	g	6-11	2-6	0-0	0	2	2	3	14	5	0	0	2	32																																																																																																																																																																																																																																																																																																																																																																																																																																																																																				
25	IWUNDU, Wesley	g	4-6	0-0	8-11	0	3	3	1	16	5	3	0	2	36																																																																																																																																																																																																																																																																																																																																																																																																																																																																																				
01	ERVIN II, Carlbe		1-2	0-1	0-0	0	1	1	0	2	1	1	0	1	13																																																																																																																																																																																																																																																																																																																																																																																																																																																																																				
11	PATRICK, Brian		0-0	0-0	0-0	0	0	0	0	0	0	0	0	0	0+																																																																																																																																																																																																																																																																																																																																																																																																																																																																																				
20	SNEED, Xavier		3-5	0-2	0-0	1	2	3	2	6	0	0	1	0	20																																																																																																																																																																																																																																																																																																																																																																																																																																																																																				
35	BUDKE, Austin		1-1	0-0	0-0	0	1	1	0	2	0	0	0	0	6																																																																																																																																																																																																																																																																																																																																																																																																																																																																																				
Team						2	2	4																																																																																																																																																																																																																																																																																																																																																																																																																																																																																											
Totals			26-48	7-18	16-23	7	19	26	12	75	16	13	2	8	200																																																																																																																																																																																																																																																																																																																																																																																																																																																																																				
Officials: Joe DeRosa, Bert Smith, Michael Greenstein																Officials: Doug Simmons, Gary Maxwell, Rodrick Dixon																																																																																																																																																																																																																																																																																																																																																																																																																																																																																			
Technical fouls: Oklahoma-None. TCU-None.																Technical fouls: Oklahoma-None. Kansas State-None.																																																																																																																																																																																																																																																																																																																																																																																																																																																																																			
Attendance: 5576																Attendance: 12295																																																																																																																																																																																																																																																																																																																																																																																																																																																																																			
<table><tr><th>Score by periods</th><th>1st</th><th>2nd</th><th>Total</th></tr><tr><td>Oklahoma</td><td>38</td><td>19</td><td>57</td></tr><tr><td>TCU</td><td>34</td><td>26</td><td>60</td></tr></table> <div>Points OU 34 TCU 27</div> <div>In Paint 30 17</div> <div>Off T/O 16 7</div> <div>2nd Chance 16 7</div> <div>Fast Break 12 12</div> <div>Bench 35 27</div>																Score by periods	1st	2nd	Total	Oklahoma	38	19	57	TCU	34	26	60	<table><tr><th>Score by periods</th><th>1st</th><th>2nd</th><th>Total</th></tr><tr><td>Oklahoma</td><td>27</td><td>37</td><td>64</td></tr><tr><td>Kansas State</td><td>43</td><td>32</td><td>75</td></tr></table> <div>Points OU 43 KS 32</div> <div>In Paint 30 18</div> <div>Off T/O 8 6</div> <div>2nd Chance 13 13</div> <div>Fast Break 4 10</div> <div>Bench 29 10</div>																Score by periods	1st	2nd	Total	Oklahoma	27	37	64	Kansas State	43	32	75																																																																																																																																																																																																																																																																																																																																																																																																																																												
Score by periods	1st	2nd	Total																																																																																																																																																																																																																																																																																																																																																																																																																																																																																																
Oklahoma	38	19	57																																																																																																																																																																																																																																																																																																																																																																																																																																																																																																
TCU	34	26	60																																																																																																																																																																																																																																																																																																																																																																																																																																																																																																
Score by periods	1st	2nd	Total																																																																																																																																																																																																																																																																																																																																																																																																																																																																																																
Oklahoma	27	37	64																																																																																																																																																																																																																																																																																																																																																																																																																																																																																																
Kansas State	43	32	75																																																																																																																																																																																																																																																																																																																																																																																																																																																																																																
Last FG - OU 2nd-00:50, TCU 2nd-02:03.																Last FG - OU 2nd-00:37, KS 2nd-01:36.																																																																																																																																																																																																																																																																																																																																																																																																																																																																																			
Largest lead - OU by 9 1st-13:12, TCU by 6 2nd-02:03.																Largest lead - OU None, KS by 16 1st-11:19.																																																																																																																																																																																																																																																																																																																																																																																																																																																																																			
OU led for 35:28. TCU led for 03:38. Game was tied for 00:54.																OU led for 00:00. KS led for 38:45. Game was tied for 01:15.																																																																																																																																																																																																																																																																																																																																																																																																																																																																																			
Score tied - 1 time.																Score tied - 1 time.																																																																																																																																																																																																																																																																																																																																																																																																																																																																																			
Lead changed - 1 time.																Lead changed - 0 times.																																																																																																																																																																																																																																																																																																																																																																																																																																																																																			

GAME 18: OKLAHOMA VS. IOWA STATE

Official Basketball Box Score -- Game Totals -- Final Statistics

Oklahoma vs West Virginia

1-18-17 7:00 p.m. at WVU Coliseum, Morgantown, W.Va.

Oklahoma 89 • 8-9/2-4

#	Player	Total		3-Ptr	Rebounds			PF	TP	A	TO	Blk	Stl	Min	
		FG-FGA	FG-FGA	FT-FTA	Off	Def	Tot								
12	Lattin, Khadeem	f	4-5	0-0	0-0	2	2	4	5	8	0	0	4	0	26
21	Buford, Dante	f	1-2	0-1	1-2	0	1	1	2	3	0	1	0	0	9
01	Odomes, Rashard	g	4-10	0-0	5-5	2	2	4	1	13	2	0	1	0	34
10	Woodard, Jordan	g	8-17	1-5	3-5	1	3	4	2	20	5	5	0	4	39
20	McGusty, Kameron	g	7-16	3-6	0-0	0	5	5	3	17	1	1	0	0	39
00	Strong-Moore,Darrion		0-2	0-2	0-0	0	1	1	0	0	0	1	0	0	5
03	James, Christian		1-4	0-2	0-0	0	3	3	2	2	2	1	0	0	17
04	McNeace, Jamuni		6-6	0-0	2-4	3	2	5	3	14	0	0	0	1	19
05	Freeman, Matt		0-0	0-0	0-0	0	1	1	1	0	0	0	0	1	5
11	Doolittle, Kristian		4-9	0-0	4-5	3	4	7	4	12	1	3	0	1	32
Team						3	3	6							
Totals			35-71	4-16	15-21	14	27	41	23	89	11	12	5	7	225

FG % 1st Half: 16-33 48.5% 2nd half: 14-31 45.2% OT: 5-7 71.4% Game: 35-71 49.3% Deadball Rebounds 2,1

3FG % 1st Half: 2-7 28.6% 2nd half: 2-8 25.0% OT: 0-1 0.0% Game: 4-16 25.0%

FT % 1st Half: 3-4 75.0% 2nd half: 10-15 66.7% OT: 2-2 100.0% Game: 15-21 71.4%

West Virginia 87 • 15-3/4-2

#	Player	Total		3-Ptr	Rebounds			PF	TP	A	TO	Blk	Stl	Min	
		FG-FGA	FG-FGA	FT-FTA	Off	Def	Tot								
11	Adrian, Nathan	f	5-10	3-6	1-2	3	4	7	1	14	2	3	2	0	38
20	Watkins, Brandon	f	2-6	0-0	1-2	2	4	6	1	5	2	0	1	0	21
23	Ahmad, Esa	f	3-6	0-1	0-2	1	1	2	3	6	3	3	1	0	26
02	Carter, Jevon	g	9-18	2-9	3-5	3	8	11	4	23	6	4	0	2	36
04	Miles Jr., Daxter	g	2-4	1-3	3-4	1	1	2	2	8	2	1	0	1	23
00	Myers, Teyvon		2-5	0-0	1-2	1	0	1	1	5	2	0	0	0	14
12	Phillip, Tarik		2-8	1-3	4-6	3	4	7	1	9	0	2	1	1	23
15	West, Lamont		0-3	0-2	2-2	1	1	2	3	2	0	0	1	1	15
25	Bender, Maciej		1-3	0-1	0-0	0	0	0	0	2	0	0	1	1	5
45	Macon, Elijah		5-7	0-0	3-4	2	2	4	2	13	0	0	1	0	19
50	Konate, Sagaba		0-1	0-0	0-0	0	0	0	3	0	0	0	1	0	5
Team						1	1	2							
Totals			31-71	7-25	18-29	18	26	44	21	87	17	13	9	6	225

FG % 1st Half: 12-37 32.4% 2nd half: 16-27 59.3% OT: 3-7 42.9% Game: 31-71 43.7% Deadball Rebounds 5

3FG % 1st Half: 5-18 27.8% 2nd half: 2-5 40.0% OT: 0-2 0.0% Game: 7-25 28.0%

FT % 1st Half: 5-5 100.0 2nd half: 9-15 60.0% OT: 4-9 44.4% Game: 18-29 62.1%

Officials: Tom Eades, Mike Roberts, Roger Ayers

Technical fouls: Oklahoma-None. West Virginia-None.

Attendance: 11895

Lattin (OU) fouled out with 2:58 remaining in overtime.

Score by periods					Points	In Paint	Off T/O	2nd Chance	Fast Break	Bench
1st	2nd	OT	Total							
Oklahoma	37	40	12	89	48	15	20	8	8	28
West Virginia	34	43	10	87	36	15	23	8	8	31

Last FG - OU OT-00:04, WVU OT-02:58.

Largest lead - OU by 5 1st-09:36, WVU by 15 2nd-08:56.

OU led for 17:41. WVU led for 23:09. Game was tied for 04:10.

Score tied - 11 times.

Lead changed - 12 times.

2016-17 OKLAHOMA MEN'S BASKETBALL
Oklahoma Combined Team Statistics (as of Jan 18, 2017)
All games

RECORD:	OVERALL	HOME	AWAY	NEUTRAL
ALL GAMES	8-9	5-4	1-3	2-2
CONFERENCE	2-4	1-2	1-2	0-0
NON-CONFERENCE	6-5	4-2	0-1	2-2

#	Player	gp-gs	min	avg	Total	3-Point	F-Throw	Rebounds				pf	dq	a	to	blk	stl	pts	avg
					fg-fga	fg%	3fg-fga	3fg%	ft-fa	ft%	off	def	tot	avg					
10	Woodard, Jordan	13-12	397	30.5	73-170	.429	29-75	.387	55-65	.846	9	59	68	5.2	26	0	49	31	230
01	Odomes, Rashard	17-17	440	25.9	68-138	.493	0-4	.000	45-67	.672	20	47	67	3.9	33	0	34	26	181
03	James, Christian	17-13	418	24.6	58-139	.417	26-59	.441	23-39	.590	17	51	68	4.0	49	3	25	37	165
12	Lattin, Khadeem	17-17	405	23.8	54-102	.529	0-0	.000	36-46	.783	36	63	99	5.8	58	2	9	26	144
20	McGusty, Kameron	17-3	337	19.8	47-116	.405	18-49	.367	27-33	.818	7	23	30	1.8	17	0	16	17	139
11	Doolittle, Kristian	17-11	390	22.9	40-104	.385	6-15	.400	40-53	.755	33	61	94	5.5	29	1	18	27	126
04	McNeace, Jamuni	17-0	269	15.8	33-58	.569	0-0	.000	12-27	.444	27	49	76	4.5	49	4	3	16	78
05	Freeman, Matt	17-2	185	10.9	25-55	.455	14-33	.424	5-6	.833	7	23	30	1.8	12	0	6	13	69
00	Strong-Moore, Darrion	17-2	274	16.1	26-68	.382	12-41	.293	4-8	.500	3	15	18	1.1	20	0	29	23	68
13	Shepherd, Jordan	15-4	212	14.1	21-54	.389	6-18	.333	11-14	.786	1	6	7	0.5	24	0	22	15	59
21	Buford, Dante	13-4	114	8.8	12-30	.400	6-17	.353	4-7	.571	4	9	13	1.0	9	0	2	6	34
25	Cole, C.J.	10-0	23	2.3	1-3	.333	0-0	.000	0-2	.000	2	1	3	0.3	2	0	1	0	2
40	Anderson, Richard	2-0	5	2.5	0-0	.000	0-0	.000	0-0	.000	0	0	0	0.0	0	0	0	0	0.0
30	Thorpe, Marshall	2-0	5	2.5	0-1	.000	0-0	.000	0-0	.000	2	1	3	1.5	2	0	0	1	0.0
22	Harper, Daniel	1-0	2	2.0	0-1	.000	0-0	.000	0-0	.000	0	1	1	1.0	0	0	1	1	0.0
Team											31	37	68				4		
Total.....		17	3476		458-1039	.441	117-311	.376	262-367	.714	199	446	645	37.9	330	10	215	243	1295
Opponents.....		17	3476		443-1030	.430	141-396	.356	230-335	.687	183	439	622	36.6	313	-	224	250	1257

TEAM STATISTICS	OU	OPP	Date	Opponent	Score	Att.
SCORING	1295	1257	11/13/16	NORTHWESTERN STATE	W 97-61	8456
Points per game	76.2	73.9	11/17/16	vs Tulane	W 89-70	0
Scoring margin	+2.2	-	11/18/16	vs Northern Iowa	Lot 67-73	0
FIELD GOALS-ATT	458-1039	443-1030	11/20/16	vs Clemson	W 70-64	0
Field goal pct	.441	.430	11/25/16	ABILENE CHRISTIAN	W 72-64	9303
3 POINT FG-ATT	117-311	141-396	11/29/16	NORTHERN COLORADO	W 87-66	7579
3-point FG pct	.376	.356	12/03/16	at Wisconsin	L 70-90	17278
3-pt FG made per game	6.9	8.3	12/7/16	ORAL ROBERTS	W 92-66	8034
FREE THROWS-ATT	262-367	230-335	12/10/16	WICHITA STATE	L 73-76	11157
Free throw pct	.714	.687	12/17/16	MEMPHIS	Lot 94-99	9081
F-Throws made per game	15.4	13.5	12/21/16	vs Auburn	L 70-74	3462
REBOUNDS	645	622	* 12/30/16	BAYLOR	L 50-76	10254
Rebounds per game	37.9	36.6	* 01/03/17	at TCU	L 57-60	5576
Rebounding margin	+1.4	-	* 01/07/17	at Kansas State	L 64-75	12295
ASSISTS	215	224	* 1/10/17	KANSAS	L 70-81	9788
Assists per game	12.6	13.2	* 01/14/17	TEXAS TECH	W 84-75	8601
TURNOVERS	243	250	* 1-18-17	at West Virginia	Wot 89-87	11895
Turnovers per game	14.3	14.7				
Turnover margin	+0.4	-				
Assist/turnover ratio	0.9	0.9				
STEALS	132	118				
Steals per game	7.8	6.9				
BLOCKS	81	79				
Blocks per game	4.8	4.6				
ATTENDANCE	82253	50506				
Home games-Avg/Game	9-9139	4-11761				
Neutral site-Avg/Game	-	4-866				

* - Conference game

Score by Periods	1st	2nd	OT	Totals
Oklahoma	603	662	30	1295
Opponents	549	669	39	1257

2016-17 OKLAHOMA MEN'S BASKETBALL
Oklahoma Combined Team Statistics (as of Jan 18, 2017)
Conference games

RECORD:	OVERALL	HOME	AWAY	NEUTRAL
ALL GAMES	2-4	1-2	1-2	0-0
CONFERENCE	2-4	1-2	1-2	0-0
NON-CONFERENCE	0-0	0-0	0-0	0-0

#	Player	gp-gs	min	avg	Total		3-Point		F-Throw		Rebounds								a	to	blk	stl	pts	avg				
					fg-fga	fg%	3fg-fga	3fg%	ft-fa	ft%	off	def	tot	avg	pf	dq												
10	Woodard, Jordan	3-2	97	32.3	16-38	.421	3-14	.214	19-21	.905	1	15	16	5.3	6	0	13	10	0	9	54	18.0						
20	McGusty, Kameron	6-3	179	29.8	26-67	.388	11-27	.407	17-21	.810	3	11	14	2.3	9	0	6	5	2	4	80	13.3						
01	Odomes, Rashard	6-6	174	29.0	27-53	.509	0-1	.000	16-22	.727	10	22	32	5.3	9	0	13	11	1	5	70	11.7						
12	Lattin, Khadeem	6-6	152	25.3	20-34	.588	0-0	.000	4-6	.667	14	20	34	5.7	24	2	4	8	16	5	44	7.3						
11	Doolittle, Kristian	6-4	153	25.5	14-44	.318	1-5	.200	14-21	.667	13	23	36	6.0	12	0	9	12	2	5	43	7.2						
04	McNeace, Jamuni	6-0	91	15.2	14-25	.560	0-0	.000	3-8	.375	9	10	19	3.2	22	2	1	7	3	2	31	5.2						
03	James, Christian	6-3	137	22.8	10-30	.333	5-18	.278	4-7	.571	4	13	17	2.8	11	0	7	12	0	1	29	4.8						
00	Strong-Moore,Darrion	6-2	81	13.5	11-27	.407	7-17	.412	0-0	.000	0	6	6	1.0	2	0	7	4	0	1	29	4.8						
05	Freeman, Matt	6-0	59	9.8	7-15	.467	4-9	.444	2-2	1.000	2	6	8	1.3	1	0	2	5	1	3	20	3.3						
21	Buford, Dante	5-2	31	6.2	4-9	.444	1-3	.333	1-2	.500	2	4	6	1.2	3	0	0	2	0	1	10	2.0						
13	Shepherd, Jordan	4-2	68	17.0	2-15	.133	0-5	.000	0-0	.000	0	2	2	0.5	11	0	6	6	0	2	4	1.0						
25	Cole, C.J.	3-0	3	1.0	0-1	.000	0-0	.000	0-0	.000	0	0	0	0.0	0	0	0	0	0	0	0	0.0						
Team											12	9	21											3				
Total.....		6	1225		151-358	.422	32-99	.323	80-110	.727	70	141	211	35.2	110	4	68	85	25	38	414	69.0						
Opponents.....		6	1225		164-359	.457	46-132	.348	80-114	.702	66	154	220	36.7	106	-	88	78	35	35	454	75.7						

TEAM STATISTICS	OU	OPP	Date	Opponent	Score	Att.
SCORING	414	454	* 12/30/16	BAYLOR	L 50-76	10254
Points per game	69.0	75.7	* 01/03/17	at TCU	L 57-60	5576
Scoring margin	-6.7	-	* 01/07/17	at Kansas State	L 64-75	12295
FIELD GOALS-ATT	151-358	164-359	* 1/10/17	KANSAS	L 70-81	9788
Field goal pct	.422	.457	* 01/14/17	TEXAS TECH	W 84-75	8601
3 POINT FG-ATT	32-99	46-132	* 1-18-17	at West Virginia	Wot 89-87	11895
3-point FG pct	.323	.348	* - Conference game			
3-pt FG made per game	5.3	7.7				
FREE THROWS-ATT	80-110	80-114				
Free throw pct	.727	.702				
F-Throws made per game	13.3	13.3				
REBOUNDS	211	220				
Rebounds per game	35.2	36.7				
Rebounding margin	-1.5	-				
ASSISTS	68	88				
Assists per game	11.3	14.7				
TURNOVERS	85	78				
Turnovers per game	14.2	13.0				
Turnover margin	-1.2	-				
Assist/turnover ratio	0.8	1.1				
STEALS	38	35				
Steals per game	6.3	5.8				
BLOCKS	25	35				
Blocks per game	4.2	5.8				
ATTENDANCE	28643	29766				
Home games-Avg/Game	3-9548	3-9922				
Neutral site-Avg/Game	-	0-0				

Score by Periods	1st	2nd	OT	Totals
Oklahoma	196	206	12	414
Opponents	209	235	10	454

OKLAHOMA NUMERICAL ROSTER

No.	Name	Pos.	Cl.	Ht.	Wt.	Hometown (Last School)
0	Darrion Strong-Moore	G	Jr.	6-1	180	Chicago, Ill. (Coffeyville Community College [Kan.])
1	Rashard Odomes*	G	So.	6-6	212	Copperas Cove, Texas (Copperas Cove HS)
3	Christian James*	G	So.	6-4	218	Houston, Texas (Bellaire HS)
4	Jamuni McNeace*	C	So.-RS	6-10	215	Kankakee, Ill. (Allen HS)
5	Matt Freeman	F	Fr.-RS	6-10	224	Auckland, New Zealand (Westlake Boys HS)
10	Jordan Woodard***	G	Sr.	6-0	187	Arcadia, Okla. (Edmond Memorial HS)
11	Kristian Doolittle	F	Fr.	6-7	236	Edmond, Okla. (Edmond Memorial HS)
12	Khadeem Lattin**	F	Jr.	6-9	212	Houston, Texas (Redemption Christian Home School Academy)
13	Jordan Shepherd	G	Fr.	6-2	180	Asheville, N.C. (Asheville Christian Academy)
15	Grant Quinn^	G	Fr.	6-4	185	Argyle, Texas (Liberty Christian HS)
20	Kameron McGusty	G	Fr.	6-5	191	Katy, Texas (Sunrise Christian Academy [Kan.])
21	Dante Buford*	F	So.-RS	6-7	221	Greenville, S.C. (Arlington Country Day School [Fla.])
22	Daniel Harper***^	G	Sr.	6-1	190	Norman, Okla. (Norman HS)
25	C.J. Cole***	F	Sr.	6-7	245	Sperry, Okla. (Sperry HS)
30	Marshall Thorpe^	F	Fr.-RS	6-9	235	Tulsa, Okla. (Bishop Kelley HS)
40	Richard Anderson^	G	Fr.	6-2	180	Midwest City, Okla. (Midwest City HS)

OKLAHOMA ALPHABETICAL ROSTER

No.	Name	Pos.	Cl.	Ht.	Wt.	Hometown (Last School)
40	Richard Anderson^	G	Fr.	6-2	180	Midwest City, Okla. (Midwest City HS)
21	Dante Buford*	F	So.-RS	6-7	221	Greenville, S.C. (Arlington Country Day School [Fla.])
25	C.J. Cole***	F	Sr.	6-7	245	Sperry, Okla. (Sperry HS)
11	Kristian Doolittle	F	Fr.	6-7	236	Edmond, Okla. (Edmond Memorial HS)
5	Matt Freeman	F	Fr.-RS	6-10	224	Auckland, New Zealand (Westlake Boys HS)
22	Daniel Harper***^	G	Sr.	6-1	190	Norman, Okla. (Norman HS)
3	Christian James*	G	So.	6-4	218	Houston, Texas (Bellaire HS)
12	Khadeem Lattin**	F	Jr.	6-9	212	Houston, Texas (Redemption Christian Home School Academy)
20	Kameron McGusty	G	Fr.	6-5	191	Katy, Texas (Sunrise Christian Academy [Kan.])
4	Jamuni McNeace*	C	So.-RS	6-10	215	Kankakee, Ill. (Allen HS)
1	Rashard Odomes*	G	So.	6-6	212	Copperas Cove, Texas (Copperas Cove HS)
15	Grant Quinn^	G	Fr.	6-4	185	Argyle, Texas (Liberty Christian HS)
13	Jordan Shepherd	G	Fr.	6-2	180	Asheville, N.C. (Asheville Christian Academy)
0	Darrion Strong-Moore	G	Jr.	6-1	180	Chicago, Ill. (Coffeyville Community College [Kan.])
30	Marshall Thorpe^	F	Fr.-RS	6-9	235	Tulsa, Okla. (Bishop Kelley HS)
10	Jordan Woodard***	G	Sr.	6-0	187	Arcadia, Okla. (Edmond Memorial HS)

* Letters earned at Oklahoma

^ Walk-on

STAFF

Head Coach: Lon Kruger (Kansas State '75)

Associate Head Coach: Chris Crutchfield (Nebraska-Omaha '92)

Assistant Coach: Carlan Hartman (Tulane '94)

Assistant Coach: Kevin Kruger (Arizona State '06)

Director of Operations: Mike Shepherd (Kansas State '92)

Strength and Performance Coach: Bryce Daub (Central Washington '08)

Athletics Trainer: Alex Brown (Appalachian State '79)

Video Coordinator: Will Saxon (Oklahoma '15)

PRONUNCIATION GUIDE

Khadeem Lattin: kuh-DEEM LAT-tin

Jamuni McNeace: juh-MUN-ee mick-NEESE

Rashard Odomes: ruh-SHARD

Darrion Strong-Moore: DARE-ee-on